

Type 1032 Sanitary Pressure Gauge

Actual material certificates and certificate of conformance supplied as standard to EN 10204:2004 3.1



ZERO ADJUST

VENT PLUG

HEAT NUMBER TRACEABILITY

FEATURES

- **PLUS!™ Performance⁽²⁾** is available on 2½", 3½", 4½" gauges provides liquid filled performance in a dry case gauge
- All-welded 316L SS Bourdon tube
- Welded 316L SS diaphragm and seal housing
- USP grade glycerin (99.5% pure, system fill) standard
- Complies with 3A standard 74 for sensors and sensor fittings
- 304 SS electropolished case and ring
- Electropolished diaphragm & housing
- Dry and liquid filled gauge versions
- Weatherproof and hermetically sealed versions
- External Easy Zero™ adjust standard on dry, liquid filled and PLUS!™⁽²⁾ (3½" dial only)
- Individual calibration certificates provided on request (XC4)

Ashcroft® Type 1032 sanitary pressure gauges have specifically been designed to meet the need for sanitary-type pressure gauges in the pharmaceutical, bio-tech, filtration and food and dairy markets. With a quick-connect clamp and diaphragm surface finish that is electropolished to 12-20RA these instruments are also suitable for use in breweries, wineries and citrus juice production plants. Available in dial sizes from 2½" thru 4½" and Tri-Clamp® type connections of 1" thru 2½".

To meet the needs of the markets served, 3½" 1032 sanitary gauges, with optional polysulfone window, can be autoclaved or sterilized to temperatures of 300°F (149°C) and can be cleaned or steamed in place. Ashcroft Type 1032 sanitary gauges with dial sizes of 2½" and 3½" are furnished standard with the patented PowerFlex™ movement.

Since the PowerFlex movement is suspended from the Bourdon tube, it resists the adverse effects of pulsation and vibration, a primary cause for gauge failure.

SPECIFICATIONS

Dial Size: 2½", 3½", 4½"

Accuracy: 1.5% F.S. for pressure ranges 100 psi and above. 2.0% F.S. for vacuum compound and ranges below 100 psi.

Case & Ring Material: 300 SS electropolished

Ring Type: Bayonet, removable

Bourdon Tube and Socket Material: 316L SS

Diaphragm Material & Surface Finish: 316L SS, 12 to 20 RA electropolished

Process Connection:

2½", 3½" dial size: 1½" or 2" Tri-Clamp

4½" dial size: 2" Tri-Clamp only

Connection Location: Lower or lower back

System Fill: USP food grade glycerin standard. Other materials available

Window Material: 2½", 3½": Polycarbonate⁽¹⁾
4½": Glass

Pointer: 2½": Black-painted aluminum, adjustable

3½": Black-painted aluminum with ext. adjust

4½": Black-painted aluminum, adjustable

Dial: White with black markings with 3A-74

Movement: 2½", 3½": 300 SS, 4½": 400 SS

Agency Approvals:

3A compliance to sanitary standard 74

Ranges: 15# thru 1000#, including compound & vacuum

Clean or Steam in Place: (CIP or SIP): Process temperature limit of 280°F (138°C)⁽²⁾

Autoclave or Sterilize: Ambient temp. limit of 300°F (149°C) when supplied with polysulfone window (3½" dry gauge only)⁽²⁾.

(1) We recommend a polysulfone window for autoclave/sterilization. Specify the XPS variation. Available in 3½" dry gauge only.

(2) XLL PLUS!™ design is not recommended for gauges expected to be exposed to temperatures over 200°F (93°C). This includes gauges subject to autoclaving.

Tri-Clamps are not included, Tri-Clamp® is a registered trademark of Alfa Laval Inc.

Typical Order Code:

25	1032	S	L	15	L	XSG	100#
----	------	---	---	----	---	-----	------

Size	Type Number	System (Tube & Socket)	Case Fill	Process Conn. Size	Connection Location	Other Options	Range (psi)
Code Dial	Case	Code - Tube & Socket	Code - Description	Code - NPT	Code - Description	Code - Description	Std.
25 - 2.5"	1032	S - 316 SS Bourdon Tube and Socket	L - Liquid Fill (Food Grade Glycerine Std.)	15 - 1.5"	L - Lower	C4 - Individual Certified Calibration Chart	0/15
35 - 3.5"			No code - No Liquid Fill	20 - 2"	B - Back	CF - Halocarbon Filled System	0/30
45 - 4.5"						LL - PLUS! Performance ⁽²⁾	0/60
						NH - Stainless Steel Tag	0/100
						NN - Paper Tag Bonded	0/160
						PS - Polysulfone Window	0/200
						SG - Safety Glass Window	0/300
						CZ - Food Grade Silicone Fill	0/400
							0/600
							0/800
							0/1000

NOTE: XLL PLUS!™ design is not recommended for gauges expected to be exposed to temperatures over 200°F (93°C). This includes gauges subject to autoclaving.

All specifications are subject to change without notice.
All sales subject to standard terms and conditions.
© 2015 Ashcroft Inc. 05/15

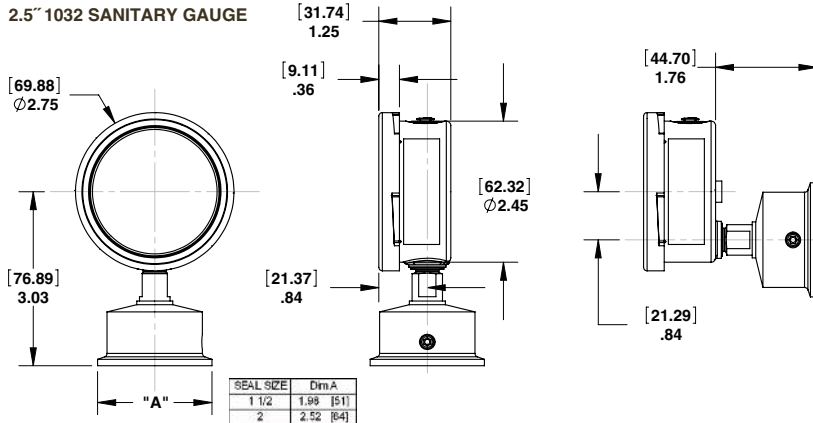
Ashcroft Inc., 250 East Main Street, Stratford, CT 06614 USA
Tel: 203-378-8281 • Fax: 203-385-0408
email: info@ashcroft.com • www.ashcroft.com



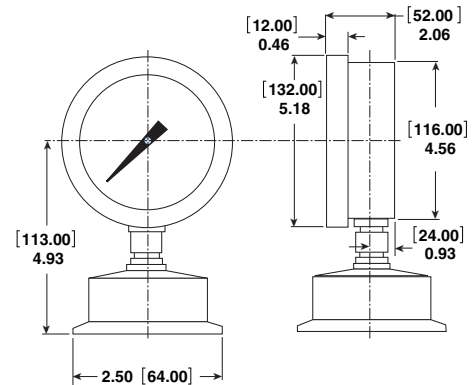
Type 1032 Sanitary Pressure Gauge

DIMENSIONS⁽¹⁾

2.5" 1032 SANITARY GAUGE

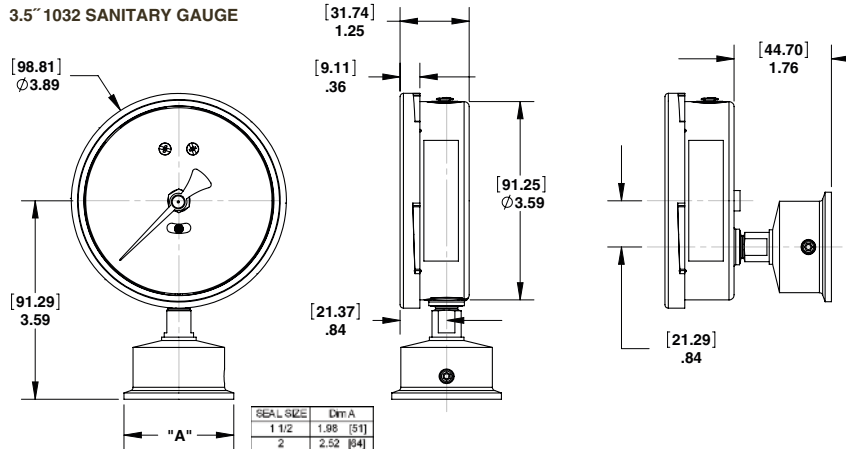


4.5" 1032 SANITARY GAUGE



(1) Gauges mounted face down may not be compliant with 3A-74.

3.5" 1032 SANITARY GAUGE



STANDARD PRESSURE RANGES

Pressure				
psi	Figure int.		Minor grad.	
0/15	1		0.2	
0/30	5		0.5	
0/60	5		1	
0/100	10		1	
0/160	20		2	
0/200	20		2	
0/300	30		5	
0/400	50		5	
0/600	50		10	
0/800	100		10	
0/1000 ⁽¹⁾	100		10	
Compound				
	Figure int.		Minor grad.	
	in. Hg	psi	in. Hg	psi
30" Hg/15 psi ⁽¹⁾	5	3	1	0.5
30" Hg/30 psi	10	5	1	1
30" Hg/60 psi	10	10	2	1
30" Hg/100 psi	10	10	2	1

(1) Requires high pressure type clamp.

METRIC PRESSURE RANGES

Pressure							
kg/cm ² (kilograms per sq. centimeter)	bar	Figure interval	Minor graduation	kPa (kilopascal)	Figure interval	Minor graduation	psi outer scale of dual range
0/1	0/1	0.1	0.01	0/100	10	1	0/14 ⁽¹⁾
0/1.6	0/1.6	0.2	0.02	0/160	20	2	0/22
0/2.5	0/2.5	0.5	0.05	0/250	50	5	0/35
0/4	0/4	0.5	0.05	0/400	50	5	0/55
0/6	0/6	0.5	0.1	0/600	50	10	0/85
0/10	0/10	1	0.1	0/1000	100	10	0/140
0/16	0/16	2	0.2	0/1600	200	20	0/220
0/25	0/25	5	0.5	0/2500	500	50	0/350
0/40	0/40	5	0.5	0/4000	500	50	0/550
0/60	0/60	5	1	0/6000	500	100	0/850
Vacuum							
-1/0 ⁽¹⁾	-1/0	0.1	0.01	-100/0	10	1	30" Hg
Compound							
-1/0/1.5	-1/0/1.5	0.05	0.05	-100/0/150	50	5	30" Hg/0/20
-1/0/3	-1/0/3	0.05	0.05	-100/0/300	50	5	30" Hg/0/40
-1/0/5	-1/0/5	0.5	0.1	-100/0/500	50	10	30" Hg/0/70
-1/0/9	-1/0/9	1	0.1	-100/0/900	100	10	30" Hg/0/125