

**eltherm**<sup>®</sup>  
innovations in heat tracing



**THORNE &  
DERRICK  
INTERNATIONAL**

Thorne & Derrick  
+44 (0) 191 490 1547  
[www.heatingandprocess.com](http://www.heatingandprocess.com)

# Heated hoses Pressure hoses

innovations in heat tracing





**THORNE &  
DERRICK  
INTERNATIONAL**

Thorne & Derrick  
+44 (0) 191 490 1547  
[www.heatingandprocess.com](http://www.heatingandprocess.com)

## eltherm GmbH

eltherm GmbH is an international mid-size company that provides electrical trace heating products. The owner-operated company has charted a course for growth with over 40 years of know-how, the highest standards of quality and flexibility. eltherm's clear commitment to maintaining its production location in Germany underscores its philosophy of providing the very best trace heating solutions, individually adapted to its customers' requirements. Thus eltherm, an engineering company with its own development and production of heating cable, heated hoses, heating mats and jackets, instrumentation and control systems and accessories, is considered one of the leading manufacturers of electrical trace heating in the world.

With the production of self-regulating heating cables, eltherm GmbH has rounded out its product line of heating cables and risen to the top tier of heating cable manufacturers on the basis of its demanding high-tech standards. Only about 10 heating cable manufacturers in the world have mastered this technology and eltherm is the only one in Germany.



Production in Burbach

In addition to frost protection and temperature maintenance up to 900 °C, eltherm is the competent partner for complete system solutions, including heating for entire chemical and other industrial plants. eltherm has already proven its competence and capabilities in a wide and varied range of applications including the oil and gas industry, power plant construction and the automotive and food industry.

innovations in heat tracing









**THORNE &  
DERRICK  
INTERNATIONAL**

Thorne & Derrick  
+44 (0) 191 490 1547  
www.heatingandprocess.com

**eltherm®**  
innovations in heat tracing



Solutions for your challenge!

## Competent solutions


In addition to production, eltherm has also an established in-house development area. This is where innovative solutions are created and products are continuously improved to meet market demands. Along the way, our quality management system ensures that we ship out only high-quality and technically sound products.

In addition to complying with requirements, such as EAC certification and VDE directives, eltherm also fulfils the strict demands of ATEX certification. Beyond that, the company has also been certified according to the standards of ISO 9001 and ISO 14001 for years.



# Table of contents

Heated hoses .....	page 5	Self-regulating pressure hoses	
Areas of application .....	page 6	type ELH/md.../hd.../shd.../sb .....	page 26-27
Spacers .....	page 7	Hose configuration ELH.../ w / N .....	page 28-29
Controlled heated pressure hoses type ELH .....	page 8-9	Heated pressure hoses for Ex areas .....	page 30-31
Hose configuration type ELH... / w / T / PU / GSi .....	page 10-11	Hose configuration type ELH...Ex .....	page 32-33
Hose configuration type ELH... / N / SS / Fe / Si .....	page 12-13	Heat output / heating circuit lengths .....	page 34
Heat output / heating circuit lengths .....	page 14	External diameter / bending radii .....	page 35
Applications .....	page 14	Special hoses .....	page 36-37
Max. working pressure .....	page 15	Definitions .....	page 38-39
External diameter / bending radii .....	page 16-17	Fittings .....	page 40-43
Heated pressure hoses with multiple		Accessories .....	page 44
heated inner liners .....	page 18-19	Measurement and control technology .....	page 45-46
Hose configuration type ELH.../w/N .....	page 20-21	Questionnaire .....	page 47
End caps .....	page 22		
Cable outlet .....	page 23		
Temperature sensors .....	page 24		
Standard connection plugs and couplings .....	page 24		
Additional wires .....	page 25		





## Heated hoses

eltherm is one of Europe's leading suppliers of heated hoses and flexible, heated pipes. Depending on the requirements and application, flexible heated pipes by eltherm ensure the transport of liquid and gaseous media without the loss of temperature.

### Areas of application for eltherm heated hoses:

- Gas analysis where fixed heated hoses take flue gas samples from the chimney to the analyser system
- Gas analysis and transportable measurement systems, for example taking samples in the field.
- Industrial applications in mechanical and plant engineering
- In the chemical and petrochemical industry
- Food industry
- Automotive industry, for example adhesion of body parts by movable system components (robots)

In this way standard frost protection and process temperatures up to 450 °C can be implemented without any problems.

## What types of applications are available?

### 1. Analyser technology

Frost protection / holding temperature: 5 to 450 °C

Typical nominal widths: 4 to 10 mm

### 2. Industrial applications / heated pressure hoses

Frost protection / holding temperature: 5 to 250 °C

Typical nominal widths: 8 to 100 mm

All heated hoses made by eltherm are designed and produced specifically according to customer specifications. Our in-house development department is happy to develop a custom solution based on your requirements.

Of course, eltherm also provides flexible heated hoses designed for use in hazardous (Ex) areas.



**THORNE &  
DERRICK  
INTERNATIONAL**

Thorne & Derrick  
+44 (0) 191 490 1547  
[www.heatingandprocess.com](http://www.heatingandprocess.com)





THORNE &  
**DERRICK**  
INTERNATIONAL

Thorne & Derrick  
+44 (0) 191 490 1547  
[www.heatingandprocess.com](http://www.heatingandprocess.com)

**Solutions for your areas of application**



■ Gas analysis



■ Bitumen processing



■ Environmental and  
water technologies



■ Chemical / petro-  
chemical industry




■ Food industry



■ Mechanical  
engineering



■ Automotive industry



■ Surface technology



## Heating hose product range: ELH.../ELSH...

### Analytic heated hoses

- Controlled: a.../ad.../ai.../adi.../ae...
- Self-regulating: asb.../adsb.../aisb.../adisb.../aesb...

#### Explanations:

a: Analysis

### Heated pressure hoses

- Controlled: md.../hd.../shd...
- Self-regulating: mdsb.../hdsb.../shdsb...

#### Explanations:

md: Medium pressure T1

hd: High pressure T2

shd: Super high pressure T3



### eltherm hose design with spacer


To meet the high quality standards eltherm has set for itself and to ensure optimum heating cable output on the carrier hose, our standard hoses are configured to include a bifilar heating cable and special spacer. Creating spatial density in the hose carrying the heating cable ensures perfectly homogeneous heat distribution throughout the hose as well as optimum element loading. The additional glass-fibre spacer serves to prevent hot spots even in moving applications with great bending strain as contact between the heating cables is avoided.

### Advantages

- High power density resulting from tight winding of the heating cable with spacer
- Homogeneous and therefore optimal heat distribution
- Resistance to great bending strain
- Longer service life and durability
- Very high quality standard
- Hot spot prevention



Homogeneous heat distribution with eltherm heating hose



Heat distribution with conventional heated hose configuration without spacer: risk of hot spots due to bending.




## Controlled heated pressure hoses type ELH/md... hd... shd

Heated pressure hoses serve to heat media, maintain a constant temperature and transport media such as the following without heat loss:

oil, grease, wax, resin, tar, paint, water, glue, plastic, casting compound, food, etc.

The heated hose is mounted on movable system and machine parts in most cases.

**Temperature ranges: up to 250 °C standard**



### Application background

- The medium is only free-flowing at a specific temperature.
- The medium only reaches its specific processing properties in a certain temperature range.
- The medium can only be processed at a specific temperature.
- The heated hose must be transportable or flexible due to movable system parts.

### Advantages


- Operating temperature: 5 °C to 250 °C as standard
- Nominal widths: 4 mm to 25 mm as standard
- Voltages: 12 V to 400 V
- Operating pressures: up to 500 bar
- Heat output optimised for application
- Heating cables produced in-house
- Available for the automotive industry as silicone-free/LABS-free version





## Application examples

- Fastening technology/hot-melt systems, packaging, gluing and labelling machines
- Surface technology/dosing and paint spraying plants
- Food industry, bottling systems
- Foam plants, PU foaming, roof renovation, packaging systems
- Epoxy resin systems
- Washing systems, steam cleaners, pipe cleaning
- Filling and silo hoses
- Dosing systems
- Heavy oil lines
- Glass industry for coating and pasting thermal glass panes
- Pasting robot



- 1 Inner liners:** The selection of inner liners is based on the max. operating pressure, max. operating temperature and the specific application. For further details see the various types of inner liners.
- 2 Sensor:** a temperature sensor is mounted between the inner liner and heating cable for temperature control. Additional sensors can be mounted in any position for further temperature detection. eltherm uses PT-100 sensors based on 2-wire technology as standard. In addition, nearly any standard commercial temperature sensor can be integrated (e.g. thermocouple type K / J, PT-1000, etc.).
- 3a Heating cable:** the resistance heating cable is produced in-house as a basic element. eltherm uses only PTFE or PFA-insulated heating cables. We focus on the highest possible power density with the result of excellent homogeneous heat distribution. We use our ELKM-AE heating cable up to max. 250 °C in standard applications or, for heavy dynamic loading, ELKM-AG.
- 3b Spacer:** The spacer is made of braided glass-fibre and provides reliable protection for the heating cable against mechanical damage and hot spots in the event of bending strain.
- 4 Insulation:** Insulation depends on max. operating temperature and selection of outer jacket (see hose configuration page) As a rule, special thermal fleece materials and foam hoses are used (up to 100 °C elastomer foam hose, up to 250 °C silicone foam hoses).
- 5 Outer jacket:** Selection of the outer jacket is determined by application, bending radius and ambient temperature. The outer jacket provides heated hoses with reliable protection against humidity, weather and external environmental effects as well as mechanical and dynamic loading (for example on the robot).
- 6 End caps:** End caps seal off heated hoses at both ends. The integrated strain relief provides reliable relief for the connection cable. End caps are available as standard in silicone, EPDM, plastic (polyamide) and galvanised metal.
- 7 Connection fitting:** connects the heating hose to the system part (connection, spray nozzle, etc.)
- 8 Connection cable:** Sensor and connection cables are routed separately in standard configuration. The default length of the connection cables is 1.5 m each. Upon request, any customary plug can be mounted to the connection cable.



## Hose configuration type ELH... / w / T / GSI

### 1 Inner liners

**T1**

**NW 4-25 mm**



**max. 250 °C**

**ELH/md:** PTFE smooth hose with one pressure carrier layer

**T2**

**NW 6-40 mm**



**max. 250 °C**

**ELH/hd:** PTFE high pressure smooth hose with two pressure carrier layers

Temperatures provided here refer to max. operating temperatures of inner liners.

The max. operating temperature of heating hoses depends on the type of heated hose. Additional inner liners on request!

(NW= nominal width)

**T3**

**NW 6-25 mm**



**max. 250 °C**

**ELH/shd:** PTFE super high pressure smooth hose with three pressure carrier layers

**T1VA**

**NW 6-100 mm**



**max. 500 °C**

**ELH/md:** Stainless steel hose Mat. 1.4404 with one pressure carrier layer made of stainless steel wire

**T3A**

**NW 6-25 mm**



**max. 100 °C**

**ELH/shd:** Thermoplastic super high pressure hose with multiple pressure carrier layers made of aramid and steel wire, inner liner made of polyamide

### 6 End caps



**Silicone end cap/  
EPDM end cap**  
with anti-kink protection



**Silicone end cap/  
EPDM end cap**



**Plastic end cap**




**Plastic end cap  
with terminal housing**




**with terminal housing**

### 4 Insulation



Multi-layered thermal fleece






THORNE &  
**DERRICK**  
INTERNATIONAL

Thorne & Derrick  
+44 (0) 191 490 1547  
www.heatingandprocess.com

**eltherm**<sup>®</sup>  
innovations in heat tracing




## 5 Outer jacket



W

-40 to 80 °C

**Corrugated PA hose (PA-12)**  
Standard



W

-50 to 100 °C

**Corrugated PA hose (PA-12)**  
for robotic applications



W

-30 to 80 °C

**Corrugated PU hose**  
Highly flexible for robotic applications



T

-50 to 300 °C

**Corrugated metal hose, stainless steel**  
Tread-resistant, sturdy design,  
highly corrosion-resistant  
(Mat. 1.4306). For indoor use  
only, IP40.



T

-50 to 300 °C

**Corrugated metal hose, galvanised steel**  
tread resistant, sturdy design.  
Only for indoor use IP 40



T

-25 to 70 °C

**Corrugated metal hose with  
PVC outer jacket / ANACONDA**  
Tread-resistant, sturdy design.  
Can also be used outdoors



GSi

-30 to 220 °C

**Silicone outer jacket, red**  
Wide temperature range.  
Surface is easy to clean

## 2 Sensor



Stationary-mounted temperature sensor

## 3 Heating cable



with spacer

Matching **fittings**  
can be found on pages 40-43





## Hose configuration type ELH... / N / SS / Fe / Si

### 1 Inner liners

T1

NW 4-25 mm



max. 250 °C

**ELH/md:** PTFE smooth hose with one pressure carrier layer

T2

NW 6-40 mm



max. 250 °C

**ELH/hd:** PTFE high pressure smooth hose with two pressure carrier layers

Note: Temperatures provided here refer to max. operating temperatures of inner liners.

The max. operating temperature of heating hoses depends on the type of heated hose. Additional inner liners on request!

(NW= nominal width)

T3

NW 6-25 mm



max. 250 °C

**ELH/shd:** PTFE super high pressure smooth hose with three pressure carrier layers

T1VA

NW 6-100 mm



max. 500 °C

**ELH/md:** Stainless steel hose Mat. 1.4404 with one pressure carrier layer  
Stainless steel

T3A

NW 6-25 mm



max. 100 °C

**ELH/shd:** Thermoplastic super high pressure hose with multiple pressure carrier layers made of aramid and steel wire, inner liner made of polyamide

### 6 End caps



**Silicone end cap/  
EPDM end cap**  
with anti-kink protection



**Silicone end cap/  
EPDM end cap**



**Plastic end cap**



**Plastic end cap  
with terminal housing**




**Metal end cap**

### 4 Insulation



Foam hose





## 5 Outer jacket



## 2 Sensor



Stationary-mounted temperature sensor

## 3 Heating cable



with spacer

Matching  **fittings**  
can be found on pages 40-43



## Technical data

### Heat output / heating circuit lengths

Power tolerances: < 200 W: +/-10 % > 200 W +5/-10 % acc. to VDE /  
values applicable with ambient temperatures from -20 °C to +45 °C








to 200 °C Type ELH/md/hd/shd with fixed inner liner								
DN	4	6	8	10	13	16	20	25
Output in W/m	100	120	130	150	180	220	260	290
Max. heating circuit lengths in m								
115 V	18	18	16	14	12	10	8	7
230 V	40	35	34	30	23	20	17	15
400 V	55	50	50	40	35	29	25	22

to 100 °C Type ELH/md/hd/shd with fixed inner liner								
DN	4	6	8	10	13	16	20	25
Output in W/m	90	100	110	140	160	180	210	240
Max. heating circuit lengths in m								
115 V	20	18	18	15	12	12	10	9
230 V	45	40	38	35	28	23	20	18
400 V	60	58	55	45	40	35	30	25

to 250 °C Type ELH/md/hd/shd with fixed inner liner								
DN	4	6	8	10	13	16	20	25
Output in W/m	110	130	150	180	210	240	270	310
Max. heating circuit lengths in m								
115 V	16	14	12	10	9	8	7	6
230 V	36	30	27	21	18	16	14	12
400 V	53	48	37	32	28	23	21	20

### Applications

### Advantages

 <b>T1 to max. 250 °C</b> , smooth hose with one pressure carrier layer	In the low and medium pressure range, for example in the food industry (basic material has FDA approval) for dosing systems and bottling plants, sealing systems, bitumen systems, etc.	<ul style="list-style-type: none"> <li>PTFE hoses exhibit a high level of chemical resistance against almost all chemicals, cleaning agents and solvents. (Not resistant to substances and compounds containing fluorine, halogens and alkali metals such as potassium and sodium)</li> <li>High temperature range from -60 to 250 °C</li> <li>Maximum flexibility with high bending strength</li> <li>Smooth surface with extremely low coefficient of friction</li> </ul>
	In the low and medium pressure range, for example in 2-component systems, PU foaming systems, gluing systems, hot-melt systems, etc.	
 <b>T2 to max. 250 °C</b> , PTFE high pressure smooth hose with two pressure carrier layers	In the high pressure range, for example in gluing systems, extruder plants, paint spraying plants, coating systems, etc.	
 <b>T3 to max. 250 °C</b> , PTFE super high pressure smooth hose with three pressure carrier layers	In the low and medium pressure range, for example in bottling and dosing systems, bitumen systems, general mechanical and plant engineering	
 <b>T1A to max. 550 °C</b> , stainless steel hose mat. 1.4404 with one pressure carrier layer made of stainless steel wire	In the high pressure range, for example in gluing systems, extruder plants, paint spraying plants, coating systems	
 <b>T3A to max. 100 °C</b> , thermoplastic super high pressure hose with multiple pressure carrier layers made of aramid and steel wire, inner liner made of polyamide		<ul style="list-style-type: none"> <li>Stainless steel hoses are suitable for universal applications for many liquid and gaseous media. (Not suitable for robotic applications with frequent changes in bending load)</li> <li>Absolutely diffusion-resistant</li> <li>Also suitable for temperatures above 250 °C</li> <li>Highly flexible due to corrugation pattern</li> <li>Also available in other materials and designs on request</li> <li>Thermoplastic super high pressure hoses are used primarily in the high pressure range.</li> <li>Good chemical resistance against most cleaning agents and solvents</li> <li>High operating pressure</li> <li>High pulse stability/low expansion under max. pressure</li> </ul>





## Max. working pressure

The specified operating pressures apply only to the relevant inner hose.

The operating pressures apply only to statically laid hoses.



### PTFE pressure hoses

	DN	4	6	8	10	13	16	20	25
<b>md/T1</b>		275	240	200	175	150	135	100	80
<b>hd/T2</b>		-	275	250	225	200	175	150	130
<b>shd/T3</b>		-	500	475	475	450	363	275	225

The working pressures listed here apply to a temperature range from +20 °C to +50 °C. At higher operating temperatures, the following correction factors must be taken into account!

### ELH/md/hd/shd temperature correction factors for PTFE pressure hoses

100 °C	150 °C	200 °C	250 °C
0,98	0,90	0,83	0,60



### Stainless steel hose

	DN	6	8	10	13	16	20	25
<b>md/T1VA</b>		95	95	90	65	60	40	40

The working pressures listed here apply to a temperature range up to +20 °C. At higher operating temperatures, the following correction factors must be taken into account!

### ELH/md temperature correction factors for stainless steel hose type 1A

50 °C	100 °C	150 °C	200 °C	250 °C
0,85	0,72	0,65	0,60	0,55



### Thermoplastic super high pressure hose

	DN	8	10	13	16	20	25
<b>shd/T3A</b>		500	500	440	335	320	320

The working pressures listed here apply to a temperature range up to +20 °C. At higher operating temperatures, the following correction factors must be taken into account!

### ELH/shd temperature correction factors for thermoplastic super high pressure hose

50 °C	100 °C
0,98	0,95

## Example

- Operating temperature: 200 °C
- Nominal width: 13
- Operating pressure: 180 bar
- Selected inner liner: PTFE smooth hose type T3
- Operating pressure: 450 bar at 20 °C
- Operating pressure at 200 °C: 450 bar x 0,83 = 373,5 bar



## Technical data

### Outer diameter / bending radius

Note: Bending radii are applicable to static condition. Please request a custom quote for dynamic condition.

External diameters are based on the standard configuration for an ambient temperature of -20 °C.

Outer jacket: **Nylon braiding / stainless steel braiding / galvanised braiding**

<b>to 200 °C</b> Type: ELH/md/hd/shd		DN						
<b>Dimensions</b>		4	6	8	10	13	16	20 25
Min. bending radius in mm		170		220		280		350
External Ø in mm		45				49	55	61

<b>to 250 °C</b>		DN						
<b>Dimensions</b>		4	6	8	10	13	16	20 25
Min. bending radius in mm		170		250		280	290	360
External Ø in mm		45	49	55			61	68



Outer jacket: **Corrugated PA hose / TPRI-B\* / corrugated PA hose, robotic design**

<b>to 200 °C</b> Type: ELH/md/hd/shd		DN						
<b>Dimensions</b>		4	6	8	10	13	16	20 25
Min. bending radius in mm		200		250		280	350	450
External Ø in mm		43				55	63	83

<b>to 250 °C</b>		DN						
<b>Dimensions</b>		4	6	8	10	13	16	20 25
Min. bending radius in mm		200		280	300	330		450
External Ø in mm		43		55		63		83

\* TPRI-B corrugated hose available up to NW 16



Outer jacket: **Corrugated PU hose**

<b>to 100 °C</b> Type: ELH/md/hd/shd		DN						
<b>Dimensions</b>		4	6	8	10	13	16	20 25
Min. bending radius in mm		200		250		270	300	320
External Ø in mm		42				50		62





**THORNE &  
DERRICK  
INTERNATIONAL**

Thorne & Derrick  
+44 (0) 191 490 1547  
[www.heatingandprocess.com](http://www.heatingandprocess.com)

Outer jacket: **Corrugated metal hose, galvanised / corrugated metal hose, stainless steel**

to 200 °C		Type:ELH/md/hd/shd						
Dimensions	DN							
	4	6	8	10	13	16	20	25
Min. bending radius in mm	280		320		400		500*	a. A.
External Ø in mm	39		45		56		65*	a. A.

to 250 °C								
Dimensions	DN							
	4	6	8	10	13	16	20	25
Min. bending radius in mm	330	350			400	500	a. A.	
External Ø in mm	45	56				65	a. A.	

\* Only possible with galvanised metal hoses



Outer jacket: **corrugated metal hose with PVC outer jacket / Anaconda**

to 200 °C		Type: ELH/md/hd/shd						
Dimensions	DN							
	4	6	8	10	13	16	20	25
Min. bending radius in mm	290			340		420	540	a. A.
External Ø in mm	42			48		60	73	a. A.

to 250 °C								
Dimensions	DN							
	4	6	8	10	13	16	20	25
Min. bending radius in mm	350		390		410	500	a. A.	
External Ø in mm	48		60		73		a. A.	



**THORNE &  
DERRICK  
INTERNATIONAL**

Thorne & Derrick  
+44 (0) 191 490 1547  
[www.heatingandprocess.com](http://www.heatingandprocess.com)





**THORNE &  
DERRICK  
INTERNATIONAL**

Thorne & Derrick  
+44 (0) 191 490 1547  
[www.heatingandprocess.com](http://www.heatingandprocess.com)

## Heated pressure hoses with multiple heated inner liners


Type ELH2/3...md/hd/shd...

Heated pressure hoses with multiple inner liners can be used wherever flexible transport of two or more media is required without temperature loss.

This includes dosing systems, 2-component gluing systems, coating systems and surface technology PU foaming systems, epoxy resin systems, etc.

Contact us and we will be happy to advise you.

**Standard temperature range to 200°C**



### Application background

- When flexible transport of two or more media is required separately from each other and without temperature loss so that they can react optimally with each other at the dispensing location
- They are only free-flowing or can only be pumped at a certain temperature.


### Advantages

- All inner liners can be heated together in a heated hose.
- This lowers costs and minimises installation expense.
- Compact dimensions
- Nominal widths: 4 to 20 mm
- Heat output optimised for application
- Available for the automotive industry as silicone-free/LABS-free version



**THORNE &  
DERRICK  
INTERNATIONAL**

Thorne & Derrick  
+44 (0) 191 490 1547  
[www.heatingandprocess.com](http://www.heatingandprocess.com)



**1 Inner liners:** The selection of inner liners is based on the max. operating pressure, max. operating temperature and the specific application. For further details see the various types of inner liners.

**2 Sensor:** A temperature sensor is mounted between inner liner and heating cable for temperature control. Additional sensors can be mounted in any position for further temperature detection. eltherm uses PT-100 sensors based on 2-wire technology as standard. In addition, nearly any customary temperature sensor can be integrated (e.g. thermocouple type K / J, PT-1000, etc.).

**3a Heating cable:** The basic element, the resistance heating cable, is produced in-house. eltherm uses only PTFE or PFA-insulated heating cables. We further focus on the highest possible power density with the result of excellent homogeneous heat distribution. We use our ELKM-AE heating cable up to max. 250 °C in standard applications or, for heavy dynamic loading, ELKM-AG.

**3b Spacer:** The spacer is made of braided glass-fibre and provides reliable protection for the heating cable against mechanical damage and hot spots in the event of bending strain.

**4 Insulation:** Insulation depends on max. operating temperature and selection of outer jacket (see hose configuration page) As a rule, special thermal fleece materials and foam hoses are used (up to 100 °C elastomer foam hose, up to 250 °C silicone foam hoses).

**5 Outer jacket:** Selection of the outer jacket is determined by application, bending radius and ambient temperature. The outer jacket provides heated hoses with reliable protection against humidity, weather and external environmental effects as well as mechanical and dynamic loading (for example on the robot).

**6 End caps:** End caps seal off heated hoses at both ends. The integrated strain relief provides reliable relief for the connection cable. End caps are available standard in silicone, EPDM, plastic (polyamide) and galvanised metal.

**7 Connection fitting:** connects the heating hose to the system part (connection, spray nozzle, etc.)

**8 Connection cable:** Sensor and connection cables are routed separately in standard configuration. Default length of the connection cable is 1.5 m each. Upon request, any customary plug can be mounted to the connection cable.



## Hose configuration type ELH/2/3... / w / N

### 1 Inner liners

T1

NW 4-25 mm



max. 250 °C

**ELH/md:** PTFE smooth hose with one pressure carrier layer

T2

NW 6-40 mm



max. 250 °C

**ELH/hd:** PTFE high pressure smooth hose with two pressure carrier layers

Temperatures provided here refer to max. operating temperatures of inner liners.

The max. operating temperature of heating hoses depends on the type of heated hose. Additional inner liners on request!

(NW= nominal width)

T3

NW 6-25 mm



max. 250 °C

**ELH/shd:** PTFE super high pressure smooth hose with three pressure carrier layers

T1VA

NW 6-100 mm



max. 500 °C

**ELH/md:** Stainless steel hose Mat. 1.4404 with one pressure carrier layer made of stainless steel wire

T3A

NW 6-25 mm



max. 100 °C

**ELH/shd:** Thermoplastic super high pressure hose with multiple pressure carrier layers made of aramid and steel wire, inner liner made of polyamide

### 2 Sensor: optional



Stationary-mounted temperature sensor

### 4 Insulation



Multi-layered thermal fleece




Foam hose

### 3 Heating cable



Heating cable

### 5 Outer jacket



-40 to 80 °C

**Corrugated PA hose (PA-12)**  
Standard

Additional **outer jackets** on request!




-30 to 120 °C

**Nylon braiding / polyamide braiding**  
standard design, highly flexible, smallest bending radii possible





Matching **fittings**  
can be found on pages 40-43



## 6 End caps



**Silicone end cap/  
EPDM end cap**  
with anti-kink protection



**Silicone end cap/  
EPDM end cap**



**Plastic end cap**



**Plastic end cap**  
with terminal housing

## Technical data

### General information

Heated pressure hoses with multiple inner liners are designed individually for your specific application. Please contact us, we will be happy to advise you.

Length	up to 30 m (depending on the power inner liners and nominal widths)
Nominal widths	4-20
Voltages	12-500 V
Temperatures	5-200 °C

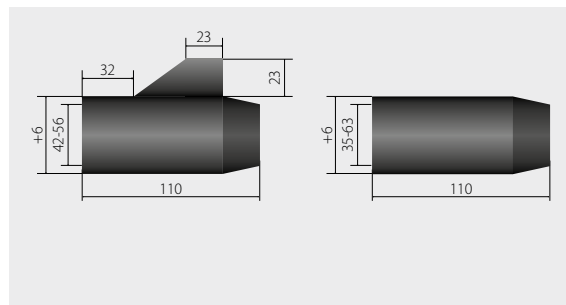
Also available for hazardous (Ex) areas on request!



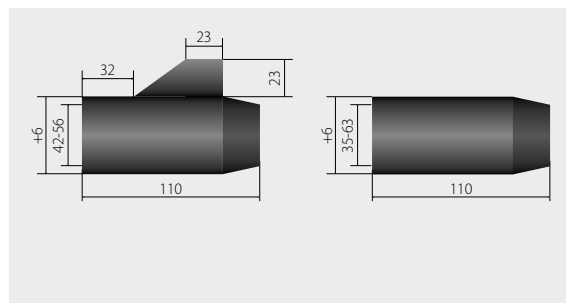
## Technical data

### End caps

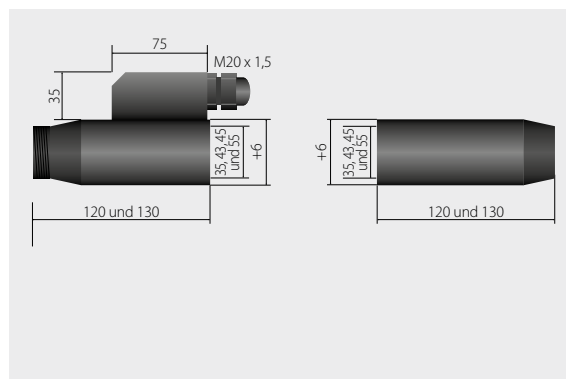
Type	Material	Max. operating temp.	Application
Silicone end cap with anti-kink protection	Silicone black	200 °C	Standard cap for universal application. The end cap is bonded firmly to the outer jacket using special adhesives, thus ensuring a high degree of protection.
Silicone end cap without anti-kink protection			



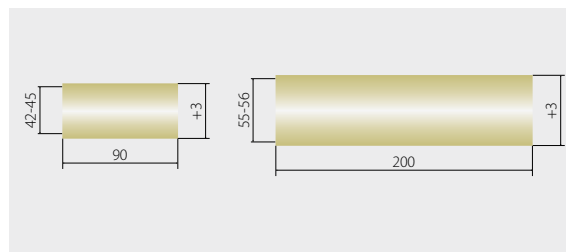
Type	Material	Max. operating temp.	Application
EPDM end cap with anti-kink protection	EPDM black	100 °C	Standard end cap for applications requiring an absence of silicone. The end cap is bonded firmly to the outer jacket using special silicone-free adhesives, thus ensuring a high degree of protection.
EPDM end cap without anti-kink protection			



Type	Material	Max. operating temp.	Application
Plastic end cap with terminal housing	Polyamide	100 °C	Plastic end caps are used where the area of the end cap has to be reinforced. Upon customer request, connection cables can also be replaced by terminal strips in the terminal housing. The end cap is best used in conjunction with a corrugated PA hose.
Plastic end cap			



Type	Material	Max. operating temp.	Application
Metal end cap	Bichromated steel, available in stainless steel on request	350 °C	Used with high ambient temperatures in conjunction with a corrugated metal hose to serve as an outer jacket.





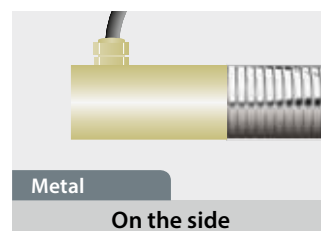
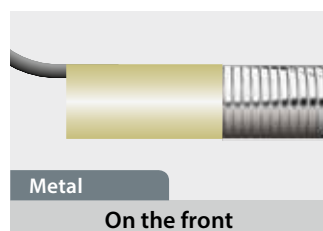
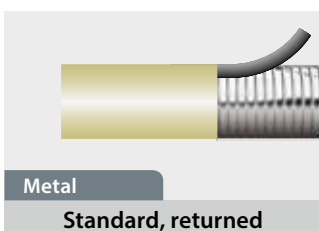



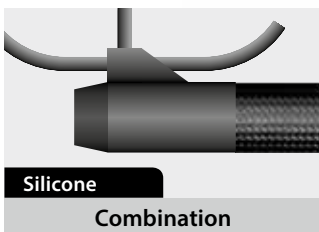

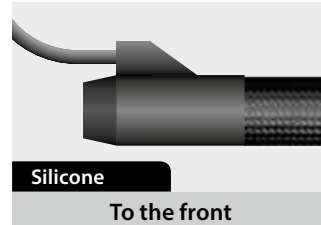
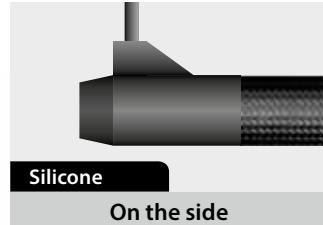
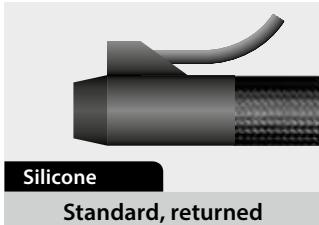
THORNE &  
**DERRICK**  
INTERNATIONAL

Thorne & Derrick  
+44 (0) 191 490 1547  
[www.heatingandprocess.com](http://www.heatingandprocess.com)

**eltherm**<sup>®</sup>  
innovations in heat tracing



## Cable exit







## On the side

### Temperature sensors

#### Temperature detection and overtemperature protection

- PT 100, 2-, 3- and 4-wire
- Thermocouple Fe-CuNi type f
- Thermocouple NiCr-Ni type K
- PTC
- Temperature switch (break contact/make contact) 80... 200 °C

#### Option:

- 2. Sensor
- Sensor and/or switch replaceable

PT 100, 2-, 3- and 4-wire



Thermocouple Fe-CuNi



Thermocouple NiCr-Ni



Temperature switch (break contact/make contact)



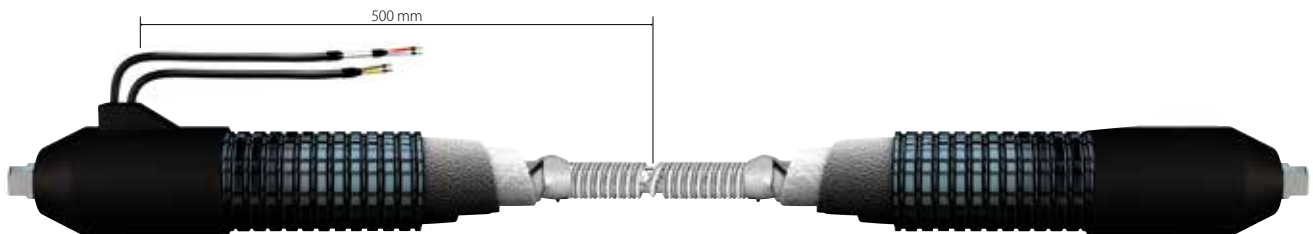
#### Sensor positioning:

The temperature sensor(s) is/are mounted 500 mm upstream of the power connection in the standard configuration.

In general, the temperature sensor can be mounted in nearly any position within the heated area of the heated hose.

Correct sensor positioning is crucial especially when laying the heated hose across different temperature zones.

Contact us and we will be happy to advise you.



## Standard connecting plugs and connecting couplings

### ■ Type 6-pole plug + PE and coupling 6-pole + PE

#### Electrical data

Rated voltage	250 V
Rated surge voltage	4000 V
Current load rating	10 A

#### Technical data

Min./max. operating temp.	-40 °C to +100 °C
Protection	IP65
Contact surface	silver coated



Stecker und Kupplung 6-pol+PE

### ■ Type 4-pole plug + PE and coupling 4-pole + PE

#### Electrical data

Rated voltage	400 V
Rated surge voltage	6000 V
Current load rating	20 A

#### Technical data

Min./max. operating temp.	-40 °C to +100 °C
Protection	IP65
Contact surface	silver coated




Stecker und Kupplung 4-pol+PE

Additional connecting plugs and couplings upon request



Additional options: Additional wires / connecting couplings and attachment connectors



- 1** Multi-pole connection plug. Type and assignment according to customer specification, e.g. type Harting HAN 15D
- 2** Integrated additional wire on the first insulation layer of the heated hose
- 2a** Integrated additional wires with open cable ends and reinforced connection wires

- 2b** Integrated additional wire with connection coupling or connecting plug. Type and assignment according to customer specification
- 3** Configuration coupling or plug on the 5-pole or 7-pole plastic end cap. Assignment according to customer specification
- 4** Integrated compressed air control line (for pneumatic control of a valve, etc.)

## Additional options:

### Integrated additional wires:

- All heated pressure hoses can optionally be equipped with additional wires.
- For example, they can be used to control solenoid valves or as the power supply for a heated applicator gun.
- Additional wires can be supplied with open cable ends or with plug connections (plug and coupling) as requested by the customer.
- When there is great mechanical strain, we offer the option of using reinforced connecting wires in corrugated PA hoses.

### Additional types of inner liner:

- It is also possible optionally to install additional inner liners, both heated and unheated, in all heated pressure hoses, (shown above unheated). This includes for example additional compressed air lines, which can be used as applicator guns.

### Attachment connectors and connecting couplings:

- All heated pressure hoses can optionally be equipped with all standard commercial multi-pole connecting plugs.
- We stock type and connection assignment according to customer specification.
- It is also possible optionally for all heated pressure hoses to mount 5-pole or 7-pole attachment connectors or an attachment coupling directly to the heated hoses.

### Advantages of integrated additional wires and inner liners

- No additional hose, signal or control lines need to be laid in the system. As a result, the installation expenditure is reduced as only the heated hose still has to be laid.
- To protect them from damage and environmental impact, additional wires and inner liners are incorporated into the heated hose.
- Optimum use of space, especially advantageous under cramped installation conditions.

### Advantages of attachment connectors and attachment couplings

- Heated hoses can be changed quickly, for example in mobile applications
- Our heated hoses can be optimally inserted into existing systems with the appropriate attachment plugs
- Connection lines can be optimally adjusted to the system. This will prevent mechanical damage to long or short connection cable.
- Faulty connection lines can be replaced without opening the heated hose



## Heated pressure hoses with self-regulating heating cable

Type ELH/md.../hs.../shd.../sb...

Self-regulating pressure hoses are used whenever media must be transported flexibly without temperature loss up to max. 100 °C.

They are suited for use when the temperature of media only needs to be maintained and the process does not require any heating up phases. Due to their self-regulating behaviour, they are not suitable for every application. These pressure hoses cannot be used for robotic applications because they cannot be used for rapid changes in bending load.

Contact us and we will be happy to advise you.

**Temperature maintenance: up to 100 °C standard**




### Application background

- The medium being pumped must be protected against frost
- The temperature of the medium must not fall below a certain limit for technical reasons related to the process
- The line requires a flexible design due to the plant geometry
- Frost protection for fuel lines
- Frost protection for hydraulic lines
- Generally maintaining a constant temperature in plant and mechanical engineering


### Advantages

- Operating temperature: 5-100 °C
- Nominal widths DN4-DN25
- Output adjusts to the ambient temperature
- Self-regulating output / control is not mandatory
- Heating cables produced in-house





- 1 Inner liners:** see types of inner liners
- 2 Sensor:** For precise temperature control, an optional temperature sensor can be mounted between inner liner and heating cable. Additional sensors can be mounted in any position for further temperature detection. eltherm uses PT-100 sensors based on 2-wire technology as standard. In addition, it is possible to integrate nearly any custom temperature sensor (e.g. thermocouple type K / J, PT-1000, etc.).
- 3 Self-regulating heating cable:** The self-regulated heating cable is produced in-house. These heating cables consist of two parallel supply wires embedded in a matrixed plastic heating element doped with carbon particles. If the temperature increases during operation, the plastic will expand as a result of molecular expansion and the distances between the carbon particles will increase. This will cause resistance to increase and output to drop. This process is reversed during cool-down and the output will increase.
- 4a Aluminium foil:** for improved heat distribution
- 4b Insulation:** Insulation depends on max. operating temperature and selection of outer jacket (see hose configuration page) As a rule, special thermal fleece materials and foam hoses are used (up to 100 °C elastomer foam hose, up to 250 °C silicone foam hoses).
- 5 Outer jacket:** Outer jacket selection is determined by application, bending radius and ambient temperatures. The outer jacket provides heated hoses with reliable protection from humidity, weather, external environmental impact and mechanical strain.
- 6 End caps:** End caps seal off heated hoses at both ends. The integrated strain relief provides reliable support for the connection cable. End caps are available standard in silicone, EPDM, plastic (polyamide) and galvanised metal.
- 7 Connection fitting:** connects the heating hose to the system part (connection, spray nozzle, etc.)
- 8 Connection cable:** Sensor and connection cables are routed separately in standard configuration. Default length of the connection cables is 1.5 m each. Upon request, any specified plug can be mounted to the connection cable.





## Hose configuration type ELH... sb / W / N to 100 °C

### 1 Inner liners

<b>T1</b>  <b>NW 4-25 mm</b> <b>max. 250 °C</b> <b>ELH/md:</b> PTFE smooth hose with one pressure carrier layer	<b>T2</b>  <b>NW 6-40 mm</b> <b>max. 250 °C</b> <b>ELH/hd:</b> PTFE high pressure smooth hose with two pressure carrier layers	Note: Temperatures provided here refer to max. operating temperatures of inner liners. The max. operating temperature of heating hoses depends on the type of heated hose. Additional inner liners on request! (NW= nominal width)
<b>T3</b>  <b>NW 6-25 mm</b> <b>max. 250 °C</b> <b>ELH/shd:</b> PTFE super high pressure smooth hose with three pressure carrier layers	<b>T1VA</b>  <b>NW 6-100 mm</b> <b>max. 500 °C</b> <b>ELH/md:</b> Stainless steel hose Mat. 1.4404 with one pressure carrier layer Stainless steel	<b>T3A</b>  <b>NW 6-25 mm</b> <b>max. 100 °C</b> <b>ELH/shd:</b> Thermoplastic super high pressure hose with multiple pressure carrier layers made of aramid and steel wire, inner liner made of polyamide

### 2 Sensor: optional



Stationary-mounted temperature sensor

### 4 Insulation




Multi-layered thermal fleece



Foam hose

### 3 Heating cable



Self-regulating

### 5 Outer jacket



-40 to 80 °C

**Corrugated PA hose (PA-12)**  
Standard

W




N

-30 to 120 °C

**Nylon braiding / polyamide braiding**  
standard design, highly flexible, smallest bending radii possible



Matching **fittings**  
can be found on pages 40-43



## 6 End caps



**Silicone end cap/  
EPDM end cap**  
with anti-kink protection



**Silicone end cap/  
EPDM end cap**



**Plastic end cap**



**Plastic end cap**  
with terminal housing

## Technical data

### General information

Self-regulating pressure hoses may only be used for certain applications. They are therefore designed individually for your specific application. Please contact us for details, we will be happy to advise you.

Length	up to 50 m (depending on the power inner liner and nominal width)
Nominal widths	4-25
Voltage	230 V (other voltages on request)
Heating cables used	ELSR-N-...-2-AO and ELSR-H-...-2-BOT

### Temperatures, output, heating cables used

Holding temperature in °C	Output in W/m at +10 °C	Type of heating cable used	Max. admissible temp in °C	
			Switched on	Switched on
5-30	10 to 40	ELSR-N...	65	80
5-100	10 to 60	ELSR-H...	120	210

Also available for hazardous (Ex) areas on request!





## Heated pressure hoses for Ex area

Ex area heated pressure hoses are used for flexible transport of highly viscous or thicker media without heat loss

They are certified for application in explosion-prone areas of zones 1 + 2 (gas) and zones

21 + 22 (dust). Here, the process temperatures range from +5 °C / frost protection (temperature class T6) up to +200 °C (temperature class T3). Each heated hose is configured according to customer specifications. The entire system is certified by way of a CE declaration of conformity. Only CE type-tested individual components are selected.

As a rule, outer jackets are antistatic. They are used in the chemical, petrochemical, and pharmaceutical industries, in plant engineering, the paint and varnish industry and in dosing systems.

Fields of application include flexible transport hoses in dosing systems, heated loading and unloading hoses for chemical and petrochemical applications and many other varied applications in process and environmental technology.



## Heated pressure hoses for the Ex area

As an ATEX-certified company (IBExU12ATEX Q006), eltherm GmbH meets the requirements of a higher safety standard in accordance with the most recent 94/9/EC (ATEX 95) Ex Protection Directives.

Owing to our ATEX-certified heating components, such as heating cables, heating tapes, connecting fittings, temperature sensors, etc., we are able to supply heated pressure hoses certified for used in Ex areas.

In addition to heated pressure hoses, eltherm also offers the required accessories, such as temperature controllers, temperature regulators and corresponding junction boxes for the Ex area.





THORNE &  
**DERRICK**  
INTERNATIONAL

Thorne & Derrick  
+44 (0) 191 490 1547  
[www.heatingandprocess.com](http://www.heatingandprocess.com)

**eltherm**<sup>®</sup>  
innovations in heat tracing



**1 Inner liners:** see types of inner liners

**2 Sensor:** Two temperature sensors are mounted between inner liner and heating cable to provide control and limit the temperature to the level required. Ex-proof PT-100 temperature sensors based on 3- or 4-wire temperatures or PT-100 sensors are normally used for intrinsically safe control.

**3a Heating cable:** the resistance heating cable is produced in-house as a basic element. eltherm uses only fluoropolymer insulated heating cables. We further focus on the highest possible power density with the result of excellent homogeneous heat distribution. We used our heating cable type ELKM-AG-N in all our controlled Ex pressure hoses as a standard feature.

**3b Spacer:** The spacer made of braided glass-fibre provides reliable protection for the heating cable against damage and hot spots in the event of bending strain.

**4 Insulation:** Insulation depends on max. operating temperature and selection of outer jacket (see hose configuration page) As a rule, special thermal fleece materials and foam hoses are used (up to 100 °C elastomer foam hose, up to 200 °C silicone foam hoses).

**5 Outer jacket:** Selection of the outer jacket is determined by application, bending radius and ambient temperature. The outer jacket provides heated hoses with reliable protection from humidity, weather, external environmental impact and mechanical strain. In accordance with Ex Protection Directives 94/9/EC (ATEX 95), all our heated Ex pressure hoses are made with a conductive outer jacket.

**6 End caps:** End caps seal off heated hoses at both ends. The integrated strain relief provides reliable relief for the connection cable. The end caps of our ex-proof heated hoses are available in silicone or EPDM as standard.

**7 Connection fitting:** connection to the system part, for example to the container or spray nozzle

**8 Connection cable:** Sensor and connection cables are routed separately in standard configuration. The default length of connection cables is 1.5 m each. Only special ATEX-certified, PTFE-insulated connection wires are used for our connecting cables.



THORNE &  
**DERRICK**  
INTERNATIONAL

Thorne & Derrick  
+44 (0) 191 490 1547  
[www.heatingandprocess.com](http://www.heatingandprocess.com)



## Hose configuration type ELH...Ex to 200 °C

### 1 Inner liners

T1

NW 4-25 mm



max. 250 °C

**ELH/md:** PTFE smooth hose with one pressure carrier layer

T2

NW 6-40 mm



max. 250 °C

**ELH/hd:** PTFE high pressure smooth hose with two pressure carrier layers

T3

NW 6-25 mm



max. 250 °C

**ELH/shd:** PTFE super high pressure smooth hose with three pressure carrier layers

T1VA

NW 6-100 mm



max. 550 °C

**ELH/md:** Stainless steel hose Mat. 1.4404 with one pressure carrier layer  
Stainless steel

T3A

NW 6-25 mm



max. 100 °C

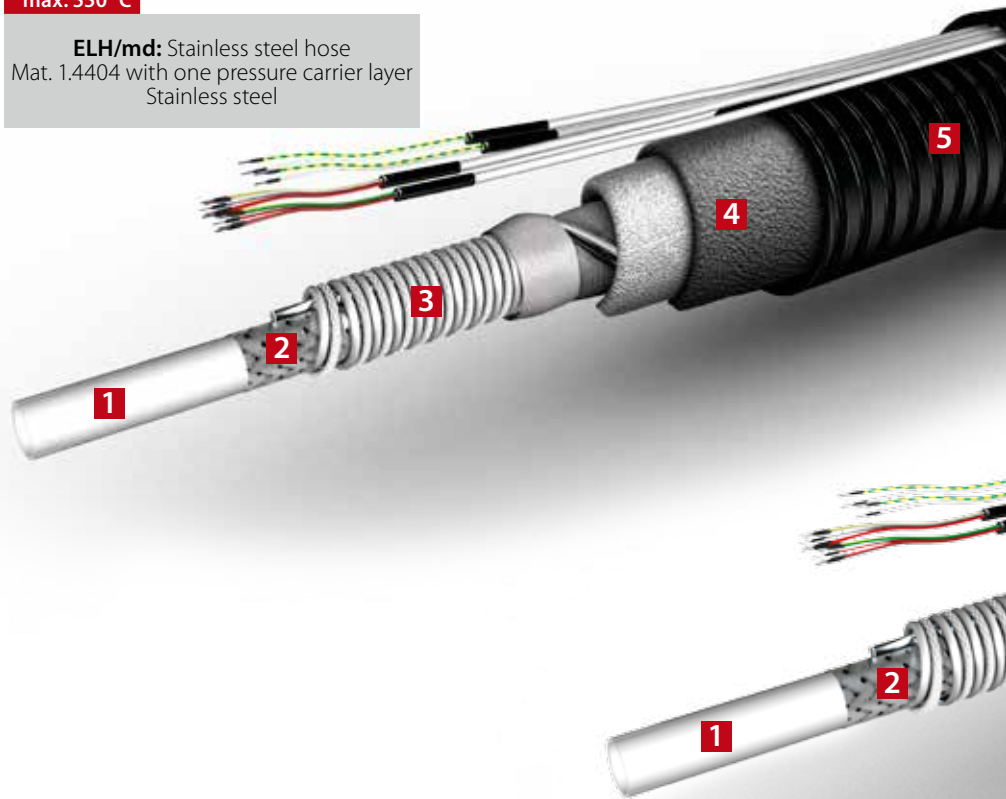
**ELH/shd:** Thermoplastic super high pressure hose with multiple pressure carrier layers made of aramid and steel wire, inner liner made of polyamide

Temperatures provided below refer to max. operating temperatures of inner liners.

The max. operating temperature of heating hoses depends on the type of heated hose.

Additional inner liners on request!

(NW= nominal width)




### 6 End caps



Silicone end cap/  
EPDM end cap

### 3 Heating cable



Type ELKM-AG-N

ATEX-certified

Certificate no.: PTB 09ATEX1029 U






THORNE &  
**DERRICK**  
INTERNATIONAL

Thorne & Derrick  
+44 (0) 191 490 1547  
[www.heatingandprocess.com](http://www.heatingandprocess.com)

**eltherm**<sup>®</sup>  
innovations in heat tracing



## 5 Outer jacket



## 4 Insulation



## 2 Sensors for controlling and limiting temperatures





## Technical data



### Heat output / heating circuit lengths

Power tolerances: <200W: +/-10% > 200W +5/-10% acc. to VDE /

values applicable with ambient temperatures from -20°C to +45°C

A serial resistance heating cable type ELKM-AG-N is used for the heated hose type ELH/md/hd/shd...Ex. In addition to a suitable controller, use of an appropriate safety limiter (e.g. our Ex box controller and limiter series) in the Ex area is mandatory.

Equipment class: II 2G EEx em [ib] IIC T6-T3 II 2D IP 65 T 100 °C

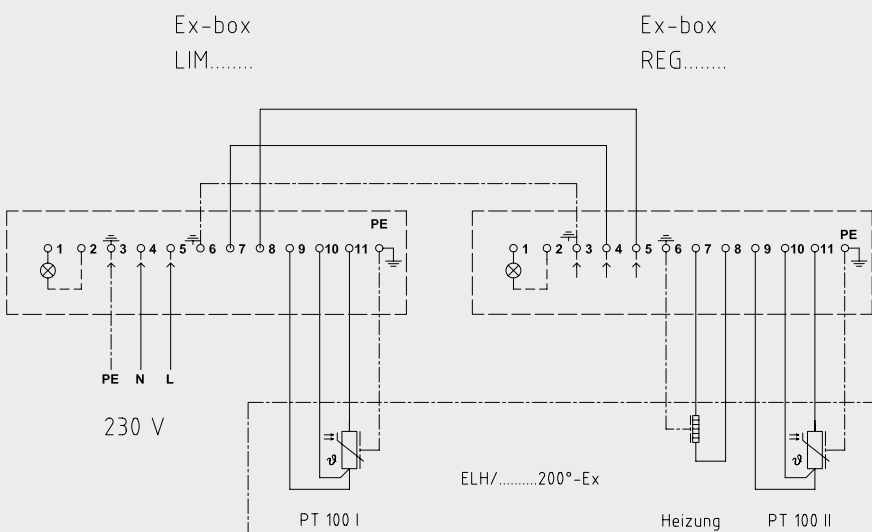


to 100 °C Type ELH/md/hd/shd with fixed inner liner				
DN	13	16	20	25
Output in W/m	160	180	210	240
Max. heating circuit lengths in m				
115 V	7	7	6	5
230 V	15	14	12	10
400 V	25	24	20	18

to 200 °C Type ELH/md/hd/shd with fixed inner liner				
DN	13	16	20	25
Output in W/m	180	210	240	270
Max. heating circuit lengths in m				
115 V	7	6	5	4
230 V	14	12	10	9
400 V	24	20	18	15

## Wiring diagram

Power connection of a regulated heated wire type ELH/md/hd/shd...Ex to a controller and limiter, For example: Ex box






## Technical data

### Outer diameter / bending radii

Note: bending radii are applicable to static condition. Please request a custom quote for bending radii for dynamic condition. External diameters are designed for standard configuration at -20 °C.

The hose must not be subject to bending strain in the marked areas of the connection sleeves and the temperature sensors.



to 200 °C		Outer jacket: <b>Stainless steel braiding / galvanised braiding</b>			
Type	Dimensions	DN			
		13	16	20	25
ELH/md/hd/shd...EX	Min. bending radius in mm	300		380	
	External Ø in mm	55		61	
	External Ø in mm in the area of the connecting sleeves	77		83	

to 200 °C		Outer jacket: <b>corrugated PA hose, conductive</b>			
Type	Dimensions	DN			
		13	16	20	25
ELH/md/hd/ shd...EX	Min. bending radius in mm	350	400	450	
	External Ø in mm	63	83		


### Sensor positioning:

Temperature sensors are installed 1000 mm from the power connection for our pressure hoses for the Ex area.

In general, temperature sensors can be mounted in nearly any position within the heated area of the heated hose.

Correct sensor positioning is crucial especially when laying the heated hose across different temperature zones.

Contact us and we will be happy to advise you.





## Special heated hoses

Type ELH/md..., Type ELH/hd..., Type ELH/shd...SP

In addition to the standard designs shown here for our heated pressure hoses, we can also offer special designs optimally customised to suit your application and requirements.

**Our business thrives on bespoke requirements.**

Contact us.



**ELH-TW-Plus, 5 °C, NW 25**  
Internally heated drinking water hose  
Application: Frost protection for drinking water lines



**ELH-mdsbw, 5 °C, NW 16**  
Heated pressure hose with specialist dry coupling  
Application: Frost protection for flexible diesel lines



**ELH-3mdN-SP, 80 °C**  
Heated pressure hose with 2 heated inner liners and additional compressed air line  
Application: Coating technology / 2-component polyurea system



**ELH-hdT 200 °C, NW 16**  
Heated pressure hose featuring tread-resistant design with corrugated metal hose as outer jacket, additional wire and special end cap; Application: Bitumen technology





THORNE &  
**DERRICK**  
INTERNATIONAL

Thorne & Derrick  
+44 (0) 191 490 1547  
[www.heatingandprocess.com](http://www.heatingandprocess.com)

**eltherm**<sup>®</sup>  
innovations in heat tracing



**ELH/shdw-200 °C-DN10**

Heated pressure hose with anti-kink protection springs,  
Suspension mechanisms and robotic outer jacket  
Application: Use on robot for an extruder system



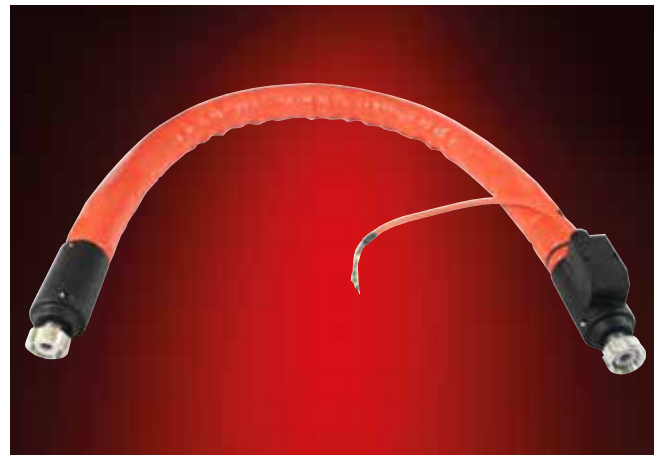
**ELH/mdw-200 °C-DN10**

Heated pressure hose with excess heated cable length  
For heating the connection fitting. Application: Plant engineering / transporting oil and grease for a coating system



**ELH-mdw-SP 200 °C, NW 16**

Special bitumen casting hose  
with heated casting lance



**ELH/mdGSI-100 °C-N13**

Application: Food industry  
with PTFE coated fittings



**ELH/mdw-100 °C-NW10-SP**

Heated hose with attached special spray lance  
Application: Dosing systems



**ELH/mdsb-80 °C-NW25-EX**

Heated hose for the Ex area with PTFE coated special flange  
Application: Filling hose in the pharmaceutical industry




## Defined terms

### Lengths

Hose lengths of our standard heated pressure hoses are defined as follows:


- 1.) Standard heated hoses with straight connection fittings types ELH/md.../hd.../shd...  
The length is measured from the sealing surface of the fitting on the power connection side to the sealing surface of the fitting on the sealed end side



- 2.) For heated hoses with excess hose length (for example in heated hoses with 2 inner liners type ELH/2md...2hd...2shd...):  
Heated length = length of the heated hose  
Excess length will be identified separately



- 3.) For hoses with angled fittings:  
The length is measured from the sealing surface of the sealing surface to the centre of the angled fitting.



### Length allowances

Allowable deviations from L1 measurement in fully assembled heated hoses.  
Manufacturing tolerances as per DIN 20066

Length L1 in mm	Allowable tolerance up to NW 16
up to 630	+7 / -3 mm
over 630 to 1250	+12 / -4 mm
over 1250 to 2500	+20 / -6 mm
over 2500 to 8000	+1,5% / -0,5%
more than 8000	+3% / -1%

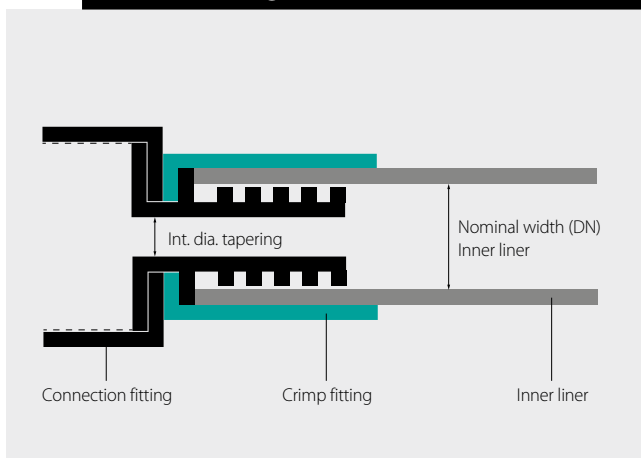


## Defined terms

### Note regarding connection fittings

**Please note:** The diameter of inner liners tapers somewhat in the area of the connection fitting (see table below). The drilling dimensions of the fitting is always somewhat smaller than the internal diameter of the hose.

### Standard fittings



DN in mm	Internal diameter of fitting in mm
4	3
6	4
8	6
10	7,5
13	10
16	12,5
20	16
25	20,5

The internal diameter varies from specified values depending on the connection fitting.



## Fittings

### Connection fittings


Fitting	DN	Thread	Wrench size
<b>DKR</b> Universal sealing head with 60° sealing cone union nut with inch thread as per gem. ISO 228-1 	05	G 1/4"	17
	06	G 1/4"	17
	08	G 3/8"	19
	10	G 3/8"	19
	10	G 1/2"	27/24
	13	G 1/2"	27/24
	16	G 3/4"	32
	20	G 1"	41
	25	G 1"	41
	25	G 1 1/4"	50
	32	G 1 1/4"	50
	40	G 1 1/2"	56
<b>DKJ</b> JIC sealing head 74° union nut with UNF thread 	06	UNF 7/16-20	14
	06	UNF 1/2-20	17
	06	UNF 9/16-18	17
	08	UNF 9/16-18	17
	10	UNF 3/4-16	24
	13	UNF 3/4-16	22/24
	13	UNF 7/8-14	27/32
	16	UNF 7/8-14	27/32
	16	UNF 1 1/16-12	32
	20	UNF 1 1/16-12	32
	25	UNF 1 5/16-12	41
	32	UNF 1 5/8-12	51
	40	UNF 1 7/8-12	56
<b>AGR 60°</b> Male connection piece with inch thread as per ISO 228-1 with 60° inner taper 	05	G 1/8"	14
	06	G 1/4"	17
	08	G 3/8"	22
	10	G 3/8"	22
	10	G 1/2"	27
	13	G 1/2"	27
	16	G 3/4"	32
	20	G 3/4"	32
	20	G 1"	36
	25	G 1"	41
	32	G 1 1/4"	50
	40	G 1 1/2"	55
<b>AGR</b> Male connection piece with inch thread as per ISO 228-1, flat flanged 	05	G 1/8"	14
	06	G 1/4"	17
	08	G 3/8"	22
	10	G 3/8"	22
	10	G 1/2"	27
	13	G 1/2"	27
	16	G 3/4"	32
	20	G 3/4"	32







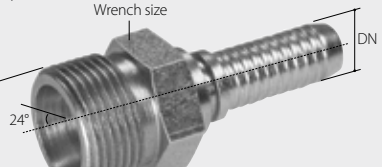
**THORNE &  
DERRICK  
INTERNATIONAL**

Thorne & Derrick  
+44 (0) 191 490 1547  
www.heatingandprocess.com

Fitting	DN	Thread	mm to pipe	Wrench size
<b>AGN/NPT</b> External connection piece with NPT thread 	06	1/4" 18 NPT		14
	08	3/8" 18 NPT		17
	10	3/8" 18 NPT		19
	10	1/2" 14 NPT		22
	13	1/2" 14 NPT		22
	16	3/4" 14 NPT		27
	20	3/4" 14 NPT		27
	20	1" 11 1/2 NPT		36
	25	1" 11 1/2 NPT		36
	32	1 1/4" 11 1/2 NPT		46
	40	1 1/2" 11 1/2 NPT		50

<b>AGJ</b> External connection piece with UNF 37° 	06	UNF 7/16-20		14
	06	UNF 1/2-20		14
	08	UNF 1/2-21		14
	08	UNF 9/16-18		17
	10	UNF 9/16-18		17
	13	UNF 3/4-16		22
	16	UNF 7/8-14		24
	20	UNF 1 1/16-12		27
	25	UNF 1 5/16-12		36
	32	UNF 5/8-12		46
	40	UNF 1 7/8-12		50

<b>CEL</b> External connection piece with/bore profile W 24° Light series 	05	M 12x1,5	6	12
	06	M 14x1,5	8	14
	08	M 16x1,5	10	17
	10	M 18x1,5	12	19
	13	M 22x1,5	15	22
	16	M 26x1,5	18	27
	20	M 30x2	22	32
	25	M 36x2	28	36
	32	M 45x2	35	46
	40	M 52x2	42	55

<b>CES</b> External connection piece with/bore profile W 24° Heavy series 	05	M 16x1,5		14
	06	M 18x1,5		17
	08	M 20x1,5		22
	10	M 22x1,5		22
	13	M 24x1,5		27
	16	M 30x2		27
	20	M 36x2		32
	25	M 42x2		32
	32	M 52x2		36



**THORNE &  
DERRICK  
INTERNATIONAL**

Thorne & Derrick  
+44 (0) 191 490 1547  
www.heatingandprocess.com





**THORNE &  
DERRICK  
INTERNATIONAL**

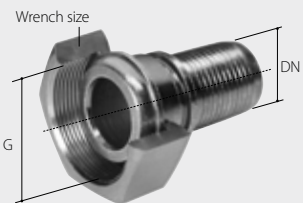
Thorne & Derrick  
+44 (0) 191 490 1547  
www.heatingandprocess.com


## Armaturen

### Anschlussarmaturen

Fitting	DN	Thread	mm to pipe	Wrench size
<b>BDN</b> Flat flanged nipples, union nut with inch thread as per ISO 228-1 	05	G 1/4"		17
	06	G 1/4"		17
	08	G 3/8"		19
	10	G 3/8"		19
	10	G 1/2"		27
	13	G 1/2"		27
	16	G 3/4"		32
	20	G 1"		41
	25	G 1"		41
	25	G 1 1/4"		50
	32	G 1 1/4"		50
	40	G 1 1/2"		56

<b>BDN M</b> Flat flanged nipple, union nut with metric thread 	05	M 12x1,5	6	14
	06	M 14x1,5	8	17
	08	M 16x1,5	10	19
	10	M 18x1,5	12	22
	13	M 22x1,5	15	27
	16	M 26x1,5	18	32
	20	M 30x2	22	36
	25	M 36x2	28	41
	32	M 45x2	35	50
	40	M 52x2	42	60

<b>DKM</b> Universal sealing head, union nut with metric thread, very light series 	20	M 30x1,5	22	36
	25	M 38x1,5	28	46
	32	M 45x1,5	35	55
	40	M 52x1,5	42	60
	50	M 65x2	52	75

Fitting	DN	Thread	mm to pipe	Wrench size
<b>DKS</b> Universal sealing head, union nut with metric thread, heavy series 	06	M 18x1,5	10	22
	08	M 20x1,5	12	24
	10	M 22x1,5	14	27
	13	M 24x1,5	16	30
	16	M 30x2	20	36
	20	M 36x2	25	46
	25	M 42x2	30	50
	32	M 52x2	38	60



**THORNE &  
DERRICK  
INTERNATIONAL**

Thorne & Derrick  
+44 (0) 191 490 1547  
www.heatingandprocess.com





**THORNE &  
DERRICK  
INTERNATIONAL**


Thorne & Derrick  
+44 (0) 191 490 1547  
www.heatingandprocess.com

**eltherm®**  
innovations in heat tracing



Fitting	DN	Thread	mm to pipe	Wrench size	Max. operating pressure
<b>DKL</b> Universal sealing head, light design, universal with metric thread  	05	M 12x1,5	6	14	250 bar
	06	M 14x1,5	8	17	250 bar
	08	M 16x1,5	10	19	250 bar
	10	M 18x1,5	12	22	250 bar
	13	M 22x1,5	15	27	250 bar
	16	M 26x1,5	18	32	160 bar
	20	M 30x2	22	36	160 bar
	25	M 36x2	28	41	100 bar
	32	M 45x2	35	50	160 bar
	40	M 52x2	42	60	160 bar

Fitting	DN	Thread	mm to pipe	Wrench size
<b>DKOL</b> Conical seal with O-ring, union nut with metric thread, universal sealing head, light series  	06	M 14x1,5	8	17
	08	M 16x1,5	10	19
	10	M 18x1,5	12	22
	13	M 22x1,5	15	27
	16	M 26x1,5	18	32
	20	M 30x2	22	36
	25	M 36x2	28	41
	32	M 45x2	35	50
	40	M 52x2	42	60

Fitting	DN	Thread	mm to pipe	Wrench size
<b>DKOS</b> O-ring, universal sealing head heavy series  	05	M 16x1,5	8	19
	06	M 18x1,5	10	22
	08	M 20x1,5	12	24
	10	M 22x1,5	14	27
	13	M 24x1,5	16	30
	16	M 30x2	20	36
	20	M 36x2	25	46
	25	M 45x2	30	50
	32	M 52x2	38	60

#### Material of standard fittings:

- Bichromated steel
- Stainless steel 1.4571
- Fittings for stainless steel hoses available in stainless steel 1.4571 only
- Special materials and fittings on request



**THORNE &  
DERRICK  
INTERNATIONAL**

Thorne & Derrick  
+44 (0) 191 490 1547  
www.heatingandprocess.com



## Accessories: ELH/md/hd/shd... Hose protection

### Plastic abrasion protection, polyamide protectors, type ELH/protector

#### Field of application:

- Additional abrasion and impact protection for our heated hoses with corrugated PA hose
- Additional labelling of heated hoses

#### Special characteristics:

- Simple subsequent installation
- Highly abrasion-resistant
- absolutely firm and optimal stability on our corrugated PA hoses

#### Colour:

- black

#### Temperature range:

- from min. -40°C to max. +100°C

#### Material:

- Polyamide



Designation	Item no.	for hose external Ø (mm)
ELH/ protect-PG29	5XZC006	35
ELH/ protect-PG36	5XZC007	43
ELH/ protect-PG48	5XZC008	55
ELH/ protect-PG52	5XZC009	63
ELH/ protect-PG70	5XZC010	83

### Plastic abrasion protection, protective plastic spiral, type ELH/protect-PE...

#### Field of application:

- Additional abrasion protection for heated hoses and hose lines.
- Additional contact protection for heated hoses with high surface temperature.
- Also suitable for bundling of unheated hose lines or connecting cables.

#### Special characteristics:

- Highly abrasion-resistant
- Easy subsequent installation by wrapping
- UV-resistant / tolerance for acids, oils and solutions
- Antistatic additives included
- Recyclable
- Rounded edges

#### Colour:

- black

#### Temperature range:

- min. -50 °C to max. +100 °C

#### Material:

- HD polyethylene

Designation	Item no.	Internal Ø (mm)	External Ø (mm)	Wall thickness	for hose external Ø (mm)
ELH/ protect-PE 09	5XZC000	9,6	12	1,2	9-13
ELH/ protect-PE 13	5XZC001	13,4	16	1,3	13-18
ELH/ protect-PE 27	5XZC002	27,0	32	2,5	27-36
ELH/ protect-PE 34	5XZC003	34,6	40	2,7	34-44
ELH/ protect-PE 43	5XZC004	43,2	50	3,4	43-55
ELH/ protect-PE 55	5XZC005	55,6	63	3,7	55-67







## Electronic temperature controller

### Type ELTC/H-14

The electronic temperature controller of type series ELTC/H-14 is a controller with digital display for wall mounting. The temperature measured with a Pt 100 temperature sensor is processed and displayed by a micro controller. After comparison of actual and set-point value the output relay is switched in keeping with the configuration. The device is equipped with installation sockets. It device is available in splash-proof housing fitted with a transparent housing lid.

#### Advantages:

- LED display to -25 °C
- Programmable 0 °C to +390 °C
- Switches max. 20 A resistive load with hybrid relay
- Signal contact (configurable as alarm contact or enable contact)
- Pt 100 possible in 2-wire and 3-wire circuit
- Operating voltage: 90 - 260 VAC / 50/60 Hz

#### Fields of application:

- industrial applications
- Heated sleeves, heated hoses



#### Data

■ Operating voltage	90-260 VAC 50/60 Hz
■ Power consumption	max. 4 mA, < 5 W
■ Switching capacity of relay 1	max. 20A with hybrid relay*
■ Switching capacity of relay 2	8 A, changeover contact (alarm)
■ Operating temperature	-25 °C ... +55 °C
■ Storage temperature	-30 °C ... +60 °C
■ Display range	-50 °C ... +400 °C
■ Adjustment range	0 °C ... +390 °C, configurable
■ Sensor connection	Pt 100 2-wire, 3-wire, configurable
■ Display	LED, red
■ Protection	IP 65
■ Dimensions (WxHxD)	130 x 130 x 75 mm

\* Depending on the relevant installation socket

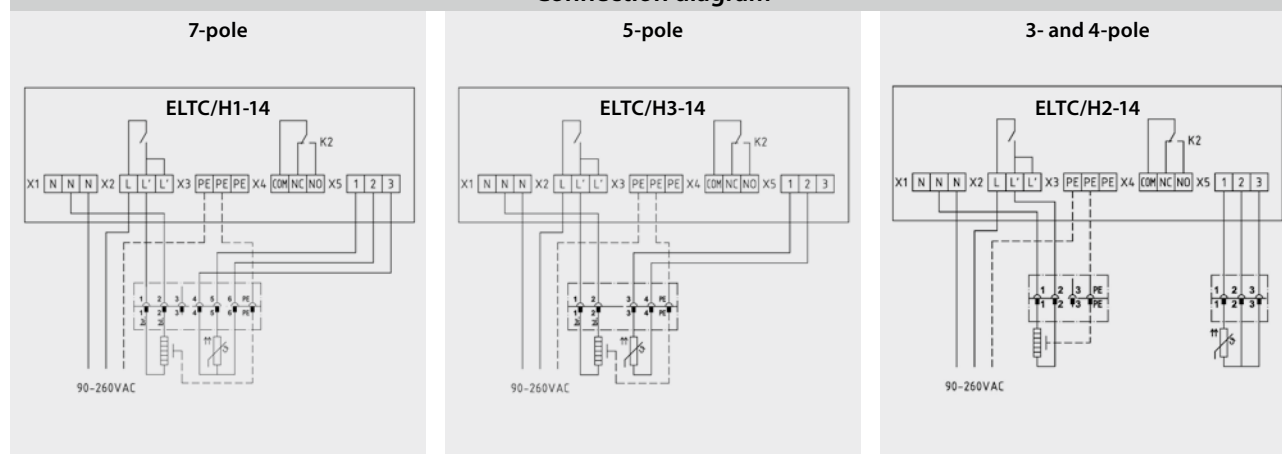
Type	Design	Item number
ELTC/H1-14	Installation socket 7-pole (10 A)	0620001
ELTC/H2-14	Installation socket 3+4-pole (16 A)	0620002
ELTC/H3-14	Installation socket 5-pole (20 A)	0620003

**Sensor and display:** 2 different sensor types can be used, Pt100/2-wire or Pt100/3-wire, and values can be displayed either as °C or °F. When using a Pt100/2-wire, the actual temperature value can be corrected. Range +/- 10 K or +/- 18 F. If a Pt100/3-wire is used, the temperature is automatically corrected.

**Relay configuration:** Relay 1: Controller relay  
relay 2: Alarm relay: Alarm / temp. reached.

**Temperature alarm:** If the measured actual value deviates from pre-set limit values, an alarm is triggered and passed on using the K2 relay as an alarm relay.

#### Connection diagram





## Electronic temperature controllers

### Type ELTC-21 and type ELTC-22 for 24 VDC

ELTC-21 and ELTC-22 are electronic temperature controllers with digital display for rail-mounting. The temperature measured with a Pt 100 temperature sensor is processed and displayed by a micro controller. After comparison of actual and set-point value the output relay is switched in keeping with the configuration.

#### Advantages:

- LED display to -25 °C
- Programmable -50 °C to +400 °C
- Switches 16 A resistive load
- Alarm contact
- Pt 100 possible in 2-wire and 3-wire circuit

#### Fields of application:

- Industrial applications
- Building services



#### Technical data

■ Power consumption	max. 4 mA < 5W
■ Switching capacity of relay 1	16 A make contact (heater)
■ Switching capacity of relay 2	8 A, changeover contact (alarm)
■ Operating temperature	-25 °C ... +55 °C
■ Storage temperature	-25 °C ... +60 °C
■ Temperature range	0 °C ... +400 °C, configurable
■ Sensor connection	Pt 100 2-wire, 3-wire, configurable
■ Display	LED, red
■ Protection class	IP20
■ Mounting	on top hat rail
■ Dimensions [WxHxD in mm]	51.5 x 87.5 x 58.0
■ Operating voltage ELTC-21	230 V
■ Operating voltage ELTC-22	24 VDC

## Mini temperature controller, fully assembled

### Type ELTC-Mini

The ELTC-Mini is an electronic temperature controller with extremely compact dimensions. It can be mounted directly onto our heated hoses, heated jackets as well as special heating systems. It offers the ideal solution for application where external controllers cannot be used and set-point values do not need to be changed. The controller is installed in very stable and extremely compact polyamide housing resistant to vibration and impact. A multi-colour LED displays the operational status.

#### Advantages:

- Compact design
- Vibration and impact-resistant due to fully encapsulated electronics
- Operating temperature -25 °C to +55 °C
- Switching capacity 1500 W, produced specifically for heating applications, optimised with a zero-voltage switch



#### Data

■ Operating voltage	230V / 50/60Hz
■ Power consumption	max. 2VA
■ Operating temperature	25 °C to 55 °C
■ Storage temperature	-30 °C to 60 °C
■ Sensor connection	PT-100/ 2-wire
■ Hysteresis	2...30K, configurable ex works
■ Temperature range	0 °C to 400 °C, werkseitig konfigurierbar
■ Switching capacity	1500 W
■ Dimensions	75 x 46 x 35 mm (LxWxH)
■ Protection	IP54
■ 2.00-metre high temperature rubber hose line, temperature-resistant to 120 °C, also available with two-pin earthed plug on request	

Additional controllers can be found in our separate Measurement and Control Technology catalogue.



## Questionnaire for heated pressure hoses

Send via e-mail to: [info@eltherm.com](mailto:info@eltherm.com) or by fax to: +49 27 36 44 13-50

Company: \_\_\_\_\_

Contact person: \_\_\_\_\_

Street: \_\_\_\_\_

Postal code/city: \_\_\_\_\_

Tel.: \_\_\_\_\_

E-mail: \_\_\_\_\_

### Heated hose type

☐ ELH/md ☐ ELH/hd ☐ ELH/shd

### Ex-proof design

☐ no ☐ yes

ATEX zone:

Temperature class:

Number: \_\_\_\_\_ Pieces

### Material of inner hose or inner liner

☐ PTFE/VA braided\* ☐ Polyamide ☐ Corrugated stainless steel hose (1.4404) ☐ Special:

Inner liner NW: \_\_\_\_\_ mm

\* Braided multiple times dependign on the pressure and temperature

Number of inner liners: \_\_\_\_\_ Pieces

Length: \_\_\_\_\_ mm

Max. operating temperature: \_\_\_\_\_ °C

Holding temperature: \_\_\_\_\_ °C

Voltage: \_\_\_\_\_ V

Medium: \_\_\_\_\_

### Min. ambient temperature

☐ Standard (-20 °C) ☐ Special: \_\_\_\_\_ °C

### Operating pressure

bar, at \_\_\_\_\_ °C

### Outer jacket

<input type="checkbox"/> Corrugated PA hose (w)	<input type="checkbox"/> TPRIB Corrugated hose (w)	<input type="checkbox"/> Corrugated robot hose (w)	<input type="checkbox"/> Corrugated metal hose Stainless steel (T)	<input type="checkbox"/> Corrugated metal hose (T) galvanised steel	<input type="checkbox"/> Corrugated metal hose with PVC outer jacket (T)
<input type="checkbox"/> Nylon braiding (N)	<input type="checkbox"/> Stainless steel braiding (SS)	<input type="checkbox"/> Galvanised iron braiding (Fe)	<input type="checkbox"/> Silicone outer jacket red (GSI)	<input type="checkbox"/> Silicone outer jacket black (SI)	

### Sensor Number of sensors: \_\_\_\_\_ Pieces

<input type="checkbox"/> PT-100 / 2-wire	<input type="checkbox"/> Ex-proof PT-100/ 3-wire	<input type="checkbox"/> Thermocouple type NiCr-Ni	<input type="checkbox"/> Special:
<input type="checkbox"/> PT-100/3-wire	<input type="checkbox"/> Ex-proof PT-100/ 4-wire	<input type="checkbox"/> Thermocouple type FeCu-Ni	

Sensor position: ☐ Standard (500 mm from power connection) ☐ Special: \_\_\_\_\_ mm from power connection

### Fittings (see pp. 40-43)

Power connection side (type) \_\_\_\_\_ Sealed end side \_\_\_\_\_

**Material:** ☐ Bichromated machining steel ☐ Stainless steel (1.4571) ☐ Special:

### Additional wires

☐ Number of strands: \_\_\_\_\_ mm<sup>2</sup>

### Connector cable exit

☐ Standard (returned) ☐ On the side ☐ To the back (hose side) ☐ On the front

Connection cable length: \_\_\_\_\_ mm

### Connection plug

☐ Without ☐ With plug type:

### Control

<input type="checkbox"/> provided by customer	<input type="checkbox"/> with ELTC-14	<input type="checkbox"/> with ELTC-Mini set permanently to _____ °C
<input type="checkbox"/> permanently with ELTC-21	<input type="checkbox"/> with ELTC-22	

Comments: \_\_\_\_\_

**eltherm**<sup>®</sup>  
innovations in heat tracing



**eltherm GmbH**  
Headquarters / Production site



**THORNE &  
DERRICK  
INTERNATIONAL**

Thorne & Derrick  
+44 (0) 191 490 1547  
[www.heatingandprocess.com](http://www.heatingandprocess.com)

**eltherm UK Ltd.**

**eltherm Canada Inc.**

**eltherm Rus Limited Liability Company**



**THORNE &  
DERRICK  
INTERNATIONAL**

Thorne & Derrick  
+44 (0) 191 490 1547  
[www.heatingandprocess.com](http://www.heatingandprocess.com)

**eltherm Asia-Pacific Pte Ltd.**

1, Kallang Sector, #06-04  
Singapore 349276

Phone +65 66 34-91 00  
Fax +65 66 34-91 01

E-Mail [apsales@eltherm-ap.com](mailto:apsales@eltherm-ap.com)  
Web [www.eltherm-ap.com](http://www.eltherm-ap.com)

**eltherm (Shanghai) Co., Ltd**

Rm18-07, XinJian Mansion, No. 488,  
YaoHua Road, Pudong New Area,  
Shanghai, China, 200126

Phone +86 21 2028 6188  
Fax +86 21 2028 6187

Email [apsales@eltherm-ap.com](mailto:apsales@eltherm-ap.com)  
Web [www.eltherm-ap.com](http://www.eltherm-ap.com)

**eltherm South Africa (Pty) Ltd**

Unit 5, Block A, Upper Grayston  
150 Linden Street, Sandton,  
South Africa

Phone +27 (0)11 326-6475  
Fax +27 (0) 86 572 3881

Email [pstone@eltherm.co.za](mailto:pstone@eltherm.co.za)  
Web [www.eltherm.co.za](http://www.eltherm.co.za)

innovations in heat tracing