

## VEGACAL 64

4 ... 20 mA/HART - two-wire

Capacitive rod electrode for continuous level measurement of adhesive products



### Application area

The VEGACAL 64 level sensor for conductive and non-conductive liquids. The rod electrode is fully insulated and is suitable for viscous and adhesive products.

### Your benefit

- Reduced number of cleaning cycles through measurement insensitive to buildup
- Maximum utilisation of vessel, because measurement over entire probe length
- Long lifetime and low maintenance requirement through robust mechanical construction

### Function

Sensor and vessel form the two electrodes of a capacitor. A capacitance change caused by a level change is evaluated by the integrated electronics and converted into an appropriate output signal. The level measurement is carried out over the entire sensor length without a blocking distance.

### Technical data

Measuring range	up to 4 m (13.12 ft)
Process fitting	Thread from G½, ½ NPT, flanges from DN 50, 2"
Process pressure	-1 ... +64 bar/-100 ... +6400 kPa (-14.5 ... +928 psig)
Process temperature	-50 ... +150 °C (-58 ... +302 °F)
Ambient, storage and transport temperature	-40 ... +80 °C (-40 ... +176 °F)
Operating voltage	12 ... 36 V DC
SIL qualification	Optionally up to SIL2

### Materials

The wetted parts of the instrument are fully FEP insulated. You will find a complete overview of the available materials and seals in the "configurator" on our homepage at [www.vega.com/configurator](http://www.vega.com/configurator).

### Housing versions

The housings are available as single chamber or double chamber version in plastic, stainless steel or aluminium. They are available with protection ratings up to IP 68 (1 bar).

### Electronics versions

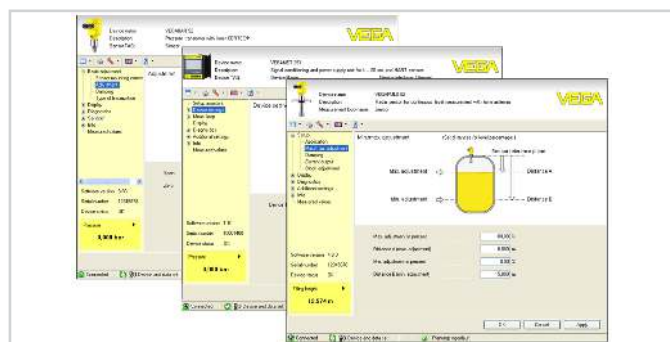
The instruments are available in different electronics versions. Apart from the two-wire electronics with 4 ... 20 mA/HART, there are two pure digital versions with Profibus PA and Foundation Fieldbus possible as well as one version for connection to a signal conditioning instrument.

### Approvals

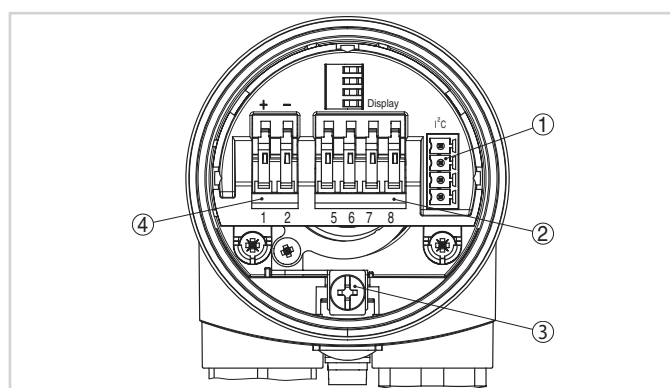
The instruments are suitable for use in hazardous areas and are approved e.g. according to ATEX and IEC. The instruments also have various ship approvals such as e.g. GL, LRS or ABS. You can find detailed information at [www.vega.com/downloads](http://www.vega.com/downloads) and "Approvals".

## Operation

The adjustment of the instrument is carried out via the optional display and adjustment module PLICSCOM or via a PC with the adjustment software PACTware and corresponding DTM. Further adjustment options are available via HART communicator as well as manufacturer-specific programs such as AMS™ or PDM.



## Electrical connection

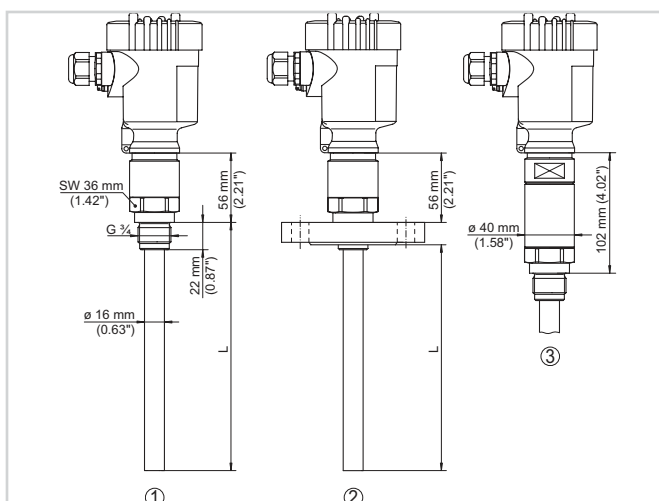


Electronics and terminal compartment, single chamber housing

- 1 Plug connector for VEGACONNECT (I²C interface)
- 2 Spring-loaded terminals for connection of the external indication VEGADIS 61
- 3 Ground terminal for connection of the cable screen
- 4 Spring-loaded terminals for voltage supply and signal output

You can find details on electrical connection in the instrument operating instructions on our homepage at [www.vega.com/downloads](http://www.vega.com/downloads).

## Dimensions



- 1 Threaded version
- 2 Flange version
- 3 Threaded version with temperature adapter

## Information

You can find further information about the VEGA product line on [www.vega.com](http://www.vega.com).

In the download section at [www.vega.com/downloads](http://www.vega.com/downloads) you'll find operating instructions, product information, brochures, approval documents, instrument drawings and much, much more.

There, you will also find GSD and EDD files for Profibus PA systems as well as DD and CFF files for Foundation Fieldbus systems.

## Instrument selection

With the "Finder" at [www.vega.com/finder](http://www.vega.com/finder) and "VEGA Tools" you can select the most suitable measuring principle for your application. You can find detailed information on the instrument versions in the "Configurator" at [www.vega.com/configurator](http://www.vega.com/configurator) and "VEGA Tools".

## Contact

You can find the VEGA agency serving your area on our homepage [www.vega.com](http://www.vega.com).