

VEGACAL 67

4 ... 20 mA/HART - two-wire

Capactive high temperature probe for level measurement of bulk solids



Application area

The VEGACAL 67 is a level sensor for continuous level measurement of bulk solids at high process temperatures.

Your benefit

- Precise measuring results in virtually all bulk solids and high temperature ranges
- Long lifetime and low maintenance requirement through robust mechanical construction
- High flexibility through shortenable probe

Function

Sensor and vessel form the two electrodes of a capacitor. A capacitance change caused by a level change is evaluated by the integrated electronics and converted into an appropriate output signal. The level measurement is carried out over the entire sensor length without a blocking distance.

Technical data

Measuring range	
– Rod version	up to 6 m (19.69 ft)
– Cable version	up to 40 m (131.23 ft)
Process fitting	Thread from G1½, 1½ NPT, flanges from DN 50, 2"
Process pressure	-1 ... +16 bar/-100 ... +1600 kPa (-14.5 ... +232 psig)
Process temperature	-50 ... +400 °C (-58 ... +752 °F)
Ambient, storage and transport temperature	-40 ... +80 °C (-40 ... +176 °F)
Operating voltage	12 ... 36 V DC
SIL qualification	Optionally up to SIL2

Materials

The wetted parts of the instrument are made of stainless steel. The probe insulation is made of ceramic. You will find a complete overview of the available materials and seals in the "configurator" on our homepage at www.vega.com/configurator.

Housing versions

The housings are available as single chamber or double chamber version in plastic, stainless steel or aluminium. They are available with protection ratings up to IP 68 (1 bar).

Electronics versions

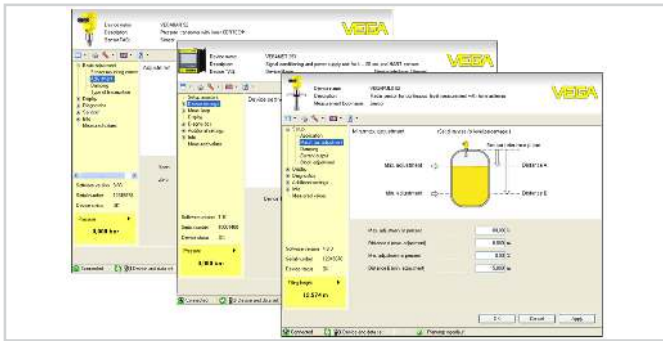
The instruments are available in different electronics versions. Apart from the two-wire electronics with 4 ... 20 mA/HART, there are two pure digital versions with Profibus PA and Foundation Fieldbus possible as well as one version for connection to a signal conditioning instrument.

Approvals

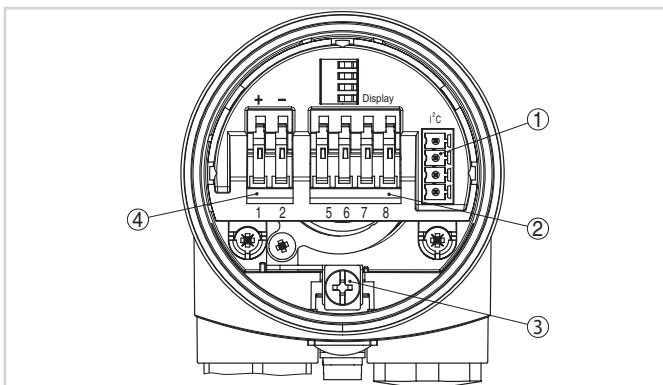
The instruments are suitable for use in hazardous areas and are approved e.g. according to ATEX and IEC. The instruments also have various ship approvals such as e.g. GL, LRS or ABS. You can find detailed information at www.vega.com/downloads and "Approvals".

Operation

The adjustment of the instrument is carried out via the optional display and adjustment module PLICSCOM or via a PC with the adjustment software PACTware and corresponding DTM. Further adjustment options are available via HART communicator as well as manufacturer-specific programs such as AMS™ or PDM.



Electrical connection

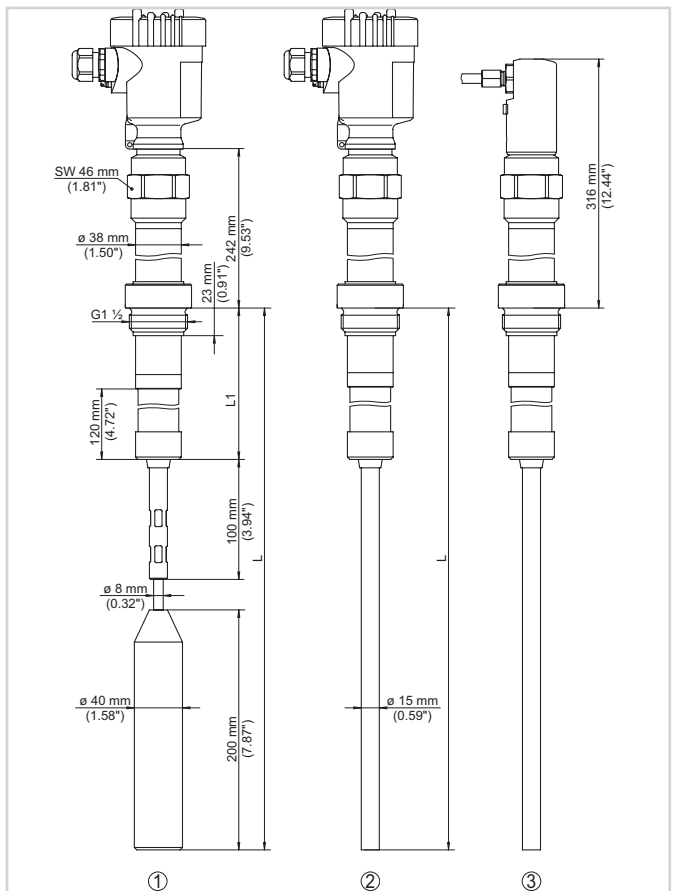


Electronics and terminal compartment, single chamber housing

- 1 Plug connector for VEGACONNECT (I²C interface)
- 2 Spring-loaded terminals for connection of the external indication VEGADIS 61
- 3 Ground terminal for connection of the cable screen
- 4 Spring-loaded terminals for voltage supply and signal output

You can find details on electrical connection in the instrument operating instructions on our homepage at www.vega.com/downloads.

Dimensions



- 1 Cable version 300° C (572° F)
- 2 Rod version 300° C (572° F)
- 3 Version 400° C (752° F)

Information

You can find further information about the VEGA product line on www.vega.com. In the download section at www.vega.com/downloads you'll find operating instructions, product information, brochures, approval documents, instrument drawings and much, much more. There, you will also find GSD and EDD files for Profibus PA systems as well as DD and CFF files for Foundation Fieldbus systems.

Instrument selection

With the "Finder" at www.vega.com/finder and "VEGA Tools" you can select the most suitable measuring principle for your application. You can find detailed information on the instrument versions in the "Configurator" at www.vega.com/configurator and "VEGA Tools".

Contact

You can find the VEGA agency serving your area on our homepage www.vega.com.