

VEGAFLEX 62

4 ... 20 mA/HART four-wire

TDR sensor for continuous level measurement



Application area

VEGAFLEX 62 is a level sensor for continuous level measurement. It is suitable for liquids and heavy solids in practically all areas of industry. Typical applications are measurements of bulk solids in average to very tall silos.

The sensor can be also used in liquids in storage vessels and bypass tubes.

Advantages

- Easy setup without adjustment
- Independent of product properties
- Insensitive to dust, vapour, buildup and condensation
- Wear and maintenance free
- High accuracy
- SIL qualified

Function

High frequency microwave pulses are coupled onto a cable or rod and guided along the probe. The pulses are reflected by the product surface. The time from emission to reception of the signals is proportional to the level in the vessel.

Technical data

Measuring range	
– Rod version	up to 6 m (19.69 ft)
– Cable version	up to 60 m (196.9 ft)
Measuring accuracy	± 3 mm
Process fitting	Thread from G1½ A, flanges from DN 50
Process pressure	-1 ... +40 bar/-100 ... +4000 kPa (-14.5 ... +580 psig)
Process temperature	-40 ... +150 °C (-40 ... +302 °F)
Ambient, storage and transport temperature	-40 ... +70 °C (-40 ... +158 °F)
Operating voltage	20 ... 72 V DC, 20 ... 253 V AC, 50/60 Hz

Materials

The wetted parts of the instrument are made of stainless steel. The instrument seal is made either of FKM, FFKM or EPDM.

You will find a complete overview of the available materials and seals in the "configurator" on our homepage under www.vega.com/configurator.

Housing versions

The housings are available as double chamber version in plastic, stainless steel or Aluminium. They are available in protection class IP 66/IP 67.

Electronics versions

The instruments are available in different electronics versions. Apart from the two-wire electronics with 4 ... 20 mA/HART, a four-wire version and two purely digital versions with Profibus PA and Foundation Fieldbus are available.

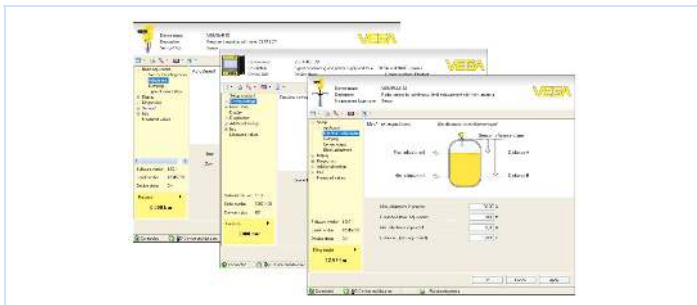
Approvals

The instruments are suitable for use in hazardous areas and are approved e.g. according to ATEX and IEC. The instruments have also different ship approvals such as e.g. GL, LRS or ABS.

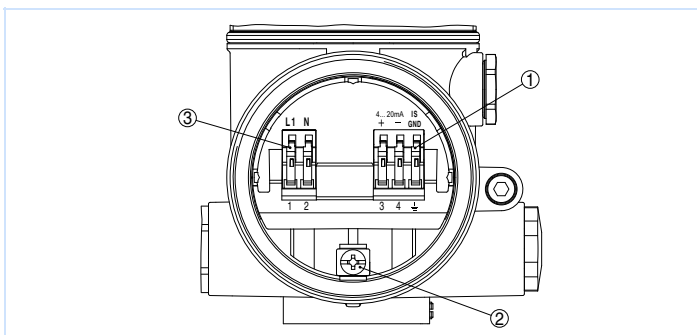
You can find detailed information on the existing approvals in the "configurator" on our homepage under www.vega.com/configurator.

Operation

The adjustment of the instrument is carried out via the optional indicating and adjustment module PLICSCOM or via a PC with the adjustment software PACTware and respective DTM. Further adjustment options are available via HART communicator as well as manufacturer-specific programs such as AMS™ or PDM.



Electrical connection

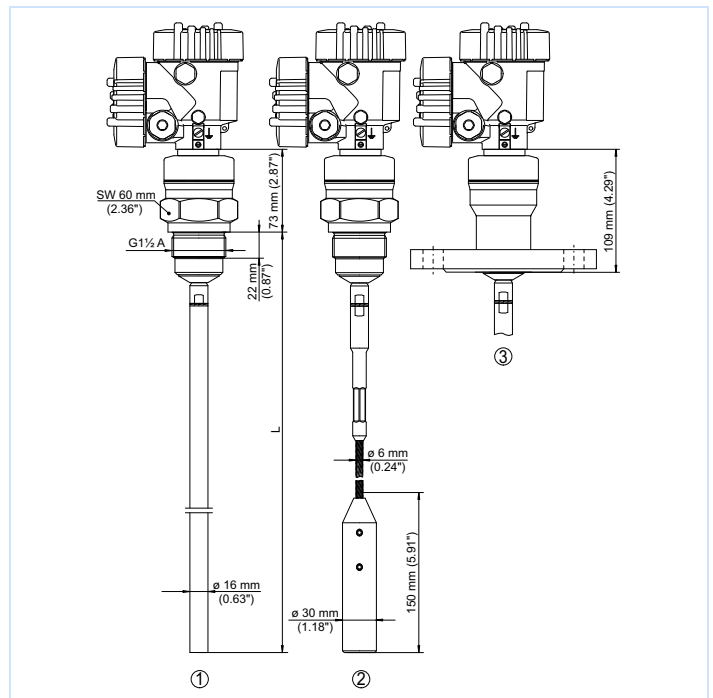


Connection compartment double chamber housing

- 1 Spring-loaded terminals for signal output
- 2 Ground terminal for connection of the ground conductor and screen
- 3 Spring-loaded terminals for voltage supply

You can find details on the electrical connection in the operating instructions of the instruments on our homepage under www.vega.com/downloads.

Dimensions



VEGAFLEX 62

- 1 Rod version
- 2 Cable version
- 3 Flange version

Information

You can find further information about the VEGA product line on our homepage www.vega.com. In the download section under www.vega.com/downloads you'll find free operating instructions, product information, brochures, approval documents, instrument drawings and much, much more. There, you will also find GSD and EDD files for Profibus PA systems as well as DD and CFF files for Foundation Fieldbus systems.

Instrument selection

With the "finder" you can select the most suitable measuring principle for your application: www.vega.com/finder. You can find detailed information on the instrument versions in the "configurator" on our homepage under www.vega.com/configurator.

Contact

You can find the VEGA agency serving your area on our homepage www.vega.com.



**THORNE &
DERRICK
INTERNATIONAL**

Thorne & Derrick
+44 (0) 191 490 1547
www.heatingandprocess.com