

VEGAFLEX 67

4 ... 20 mA/HART - four-wire (-20 ... +250 °C)

TDR sensor for continuous interface measurement



Application area

VEGAFLEX 67 is a level sensor with rod, cable or coax probe for continuous interface measurement. Typical applications are measurements in precipitators and separators.

Advantages

- Easy mounting and installation
- Independent of product density
- Insensitive to vapour and condensation
- Wear and maintenance-free

Function

High frequency microwave impulses are coupled on a cable or rod and guided along the probe. When reaching the product surface, a part of the microwave impulses is reflected. The other part passes the upper product and is reflected a second time by the interface. The running times to the two product layers are processed by the instrument.

Technical data

Measuring range	
– Cable version	up to 32 m (105 ft)
– Rod version	up to 4 m (13.12 ft)
– Coax version	up to 6 m (19.69 ft)
Measuring accuracy	± 10 mm
Process fitting	Thread from G $\frac{3}{4}$ A, flanges from DN 25
Process pressure	-1 ... +100 bar/-100 ... +10000 kPa (-14.5 ... +1450 psig)
Process temperature	-20 ... +250 °C (-4 ... +482 °F)
Ambient, storage and transport temperature	-40 ... +70 °C (-40 ... +158 °F)
Operating voltage	20 ... 72 V DC, 20 ... 253 V AC, 50/60 Hz

Materials

The wetted parts of the instrument are made of stainless steel. The instrument seal is either made from FFKM or graphite. You can find a complete overview of the available materials and seals in the "configurator" on our homepage at www.vega.com/configurator.

Housing versions

The housings are available as double chamber version in plastic, stainless steel or Aluminium. They are available in protection class IP 66/IP 67.

Electronics versions

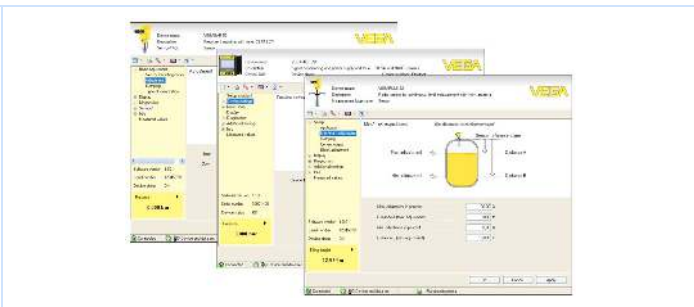
The instruments are available in different electronics versions. Apart from the two-wire electronics with 4 ... 20 mA/HART, a four-wire version and two purely digital versions with Profibus PA and Foundation Fieldbus are available.

Approvals

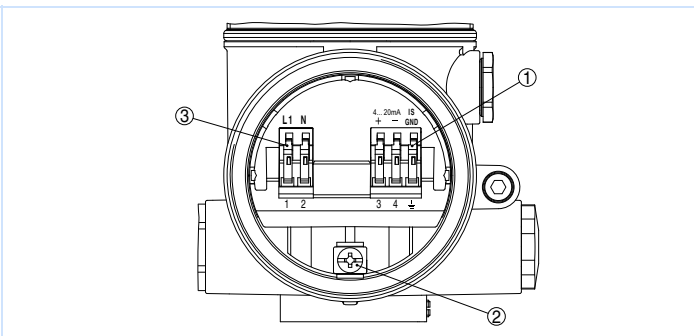
The instruments are suitable for use in hazardous areas and are approved e.g. according to ATEX and IEC. The instruments have also different ship approvals such as e.g. GL, LRS or ABS. You can find detailed information on the existing approvals in the "configurator" on our homepage under www.vega.com/configurator.

Operation

The adjustment of the instrument is carried out via the optional indicating and adjustment module PLICSCOM or via a PC with the adjustment software PACTware and respective DTM. Further adjustment options are available via HART communicator as well as manufacturer-specific programs such as AMS™ or PDM.



Electrical connection

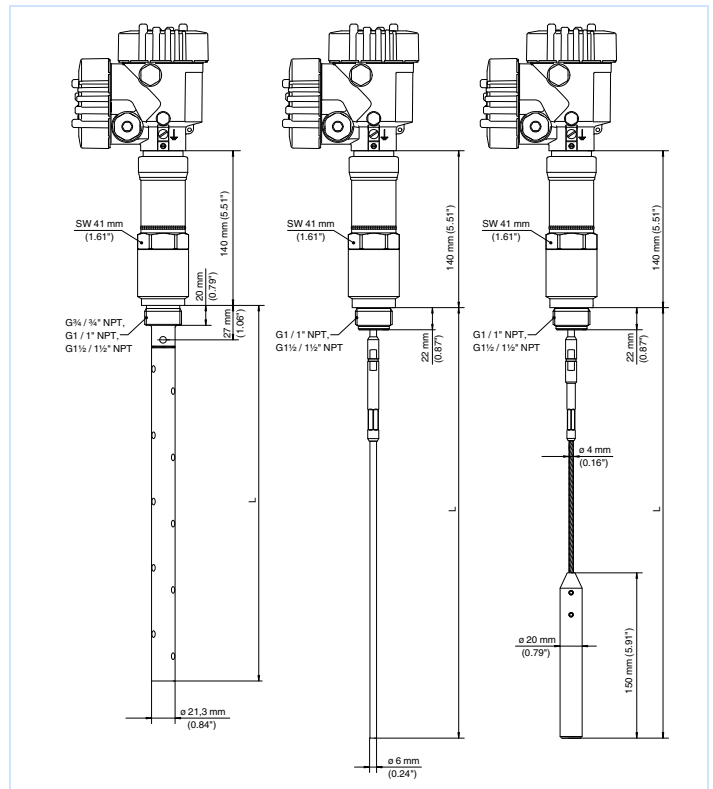


Connection compartment double chamber housing

- 1 Spring-loaded terminals for signal output
- 2 Ground terminal for connection of the ground conductor and screen
- 3 Spring-loaded terminals for voltage supply

You can find details on the electrical connection in the operating instructions of the instruments on our homepage under www.vega.com/downloads.

Dimensions



VEGAFLEX 67 - threaded version

Information

You can find further information about the VEGA product line on our homepage www.vega.com. In the download section under www.vega.com/downloads you'll find free operating instructions, product information, brochures, approval documents, instrument drawings and much, much more. There, you will also find GSD and EDD files for Profibus PA systems as well as DD and CFF files for Foundation Fieldbus systems.

Instrument selection

With the "finder" you can select the most suitable measuring principle for your application: www.vega.com/finder. You can find detailed information on the instrument versions in the "configurator" on our homepage under www.vega.com/configurator.

Contact

You can find the VEGA agency serving your area on our homepage www.vega.com.