

VEGASON 61

4 ... 20 mA/HART - four-wire

Ultrasonic sensor for continuous level measurement



Application area

The VEGASON 61 is an ultrasonic sensor for continuous level measurement of liquids or bulk solids. Typical applications are the measurement of liquids in storage vessels or open basins. The sensor is also suitable for the detection of bulk solids in small vessels or open containers. The non-contact measuring principle is independent of product properties and enables a setup without medium.

Your benefit

- Maintenance-free operation thanks to non-contact measuring principle
- Reliable measurement, independent of product properties
- Price-favourable solution for simple applications

Function

Short ultrasonic pulses in the range of 18 kHz to 70 kHz are emitted by the transducer in the direction of the product, reflected by the product surface and received back by the transducer. The pulses travel at the speed of sound - the elapsed time from emission to reception of the signals is proportional to the level in the vessel.

Technical data

Measuring range	
– In liquids up to	5 m (16.4 ft)
– In bulk solids up to	2 m (6.562 ft)
Deviation	±4 mm or < 0.2 %
Process fitting	Thread G1½, 1½ NPT
Process pressure	-0.2 ... +2 bar/-20 ... +200 kPa (-2.9 ... +29 psig)
Process temperature	-40 ... +80 °C (-40 ... +176 °F)
Ambient, storage and transport temperature	-40 ... +70 °C (-40 ... +158 °F)
Operating voltage	20 ... 72 V DC, 20 ... 253 V AC, 50/60 Hz
SIL qualification	Optionally up to SIL2

Materials

The wetted parts of the instrument are made of PVDF. The process seal is made of EPDM.

You will find a complete overview of the available materials and seals in the "Configurator" at www.vega.com and "VEGA Tools".

Housing versions

The housings are available as double chamber version in plastic, stainless steel or Aluminium. They are available in protection class IP 66/ IP 67.

Electronics versions

The instruments are available in different electronics versions. Apart from the two-wire electronics with 4 ... 20 mA/HART, a four-wire version and two purely digital versions with Profibus PA and Foundation Fieldbus are available.

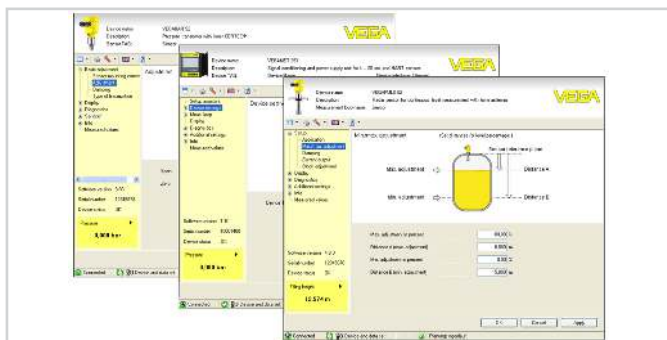
Approvals

The instruments are suitable for use in hazardous areas and are approved e.g. according to ATEX and IEC. The instruments also have various ship approvals such as e.g. GL, LRS or ABS.

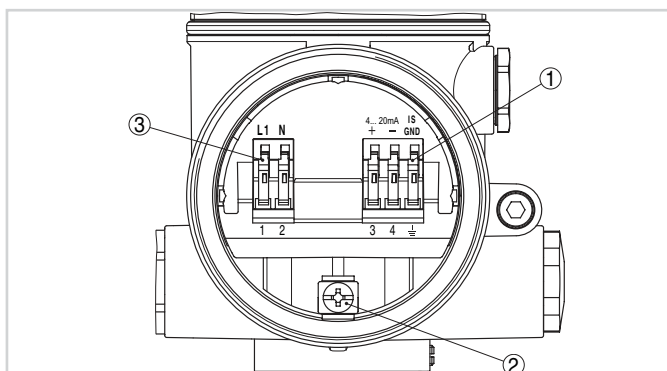
You can find detailed information at www.vega.com/downloads and "Approvals".

Operation

The adjustment of the instrument is carried out via the optional display and adjustment module PLICSCOM or via a PC with the adjustment software PACTware and corresponding DTM. Further adjustment options are available via HART communicator as well as manufacturer-specific programs such as AMS™ or PDM.



Electrical connection

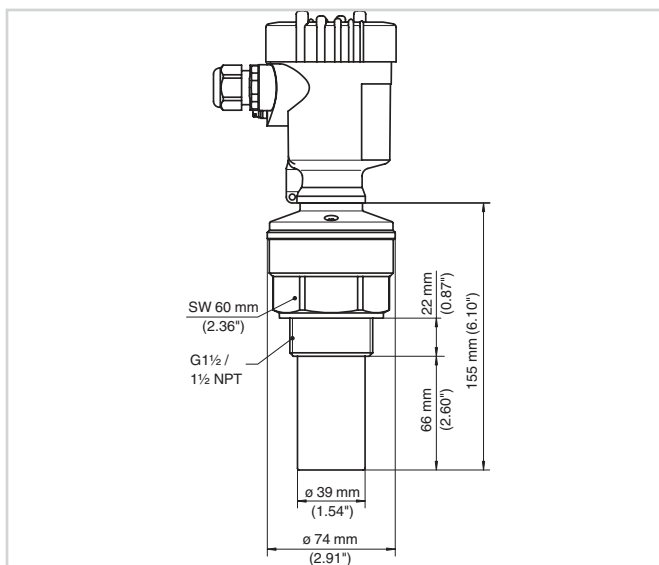


Terminal compartment, double chamber housing

- 1 Spring-loaded terminals for signal output
- 2 Ground terminal for connection of the ground conductor and screen
- 3 Spring-loaded terminals for voltage supply

You can find details on electrical connection in the instrument operating instructions on our homepage at www.vega.com/downloads.

Dimensions



Dimensions VEGASON 61

Information

You can find further information about the VEGA product line on www.vega.com.

In the download section at www.vega.com/downloads you'll find operating instructions, product information, brochures, approval documents, instrument drawings and much, much more.

There, you will also find GSD and EDD files for Profibus PA systems as well as DD and CFF files for Foundation Fieldbus systems.

Instrument selection

With the "Finder" at www.vega.com/finder and "VEGA Tools" you can select the most suitable measuring principle for your application. You can find detailed information on the instrument versions in the "Configurator" at www.vega.com/configurator and "VEGA Tools".

Contact

You can find the VEGA agency serving your area on our homepage www.vega.com.