

Baumann™ 26000 Corrosion Resistant Control Valve

The Baumann 26000 is a unique corrosion resistant control valve featuring a flangeless wafer valve body and powerful multi-spring diaphragm actuator. This valve is available with a Fisher™ FIELDVUE™ digital valve controller to allow for highly accurate, low flow control of nearly all corrosive media. (Note: For optimal, non-compromised valve life, fluid must be clear and service non-cavitating.) A solid corrosion resistant R05200 Tantalum or N10276 Nickel Alloy valve plug and pressure-assisted PTFE seat combine for an extremely wide control range making the 26000 series ideal for pH control applications.

An S31600/S31603 stainless steel flangeless valve body, thru-hole wafer design, allows for installation between plastic pipe line flanges without risk of gasket leakage. Top entry trim provides ease of servicing and a long operating life.



**26000 Control Valve
with Baumann 32 Actuator and Dual Travel Stops**

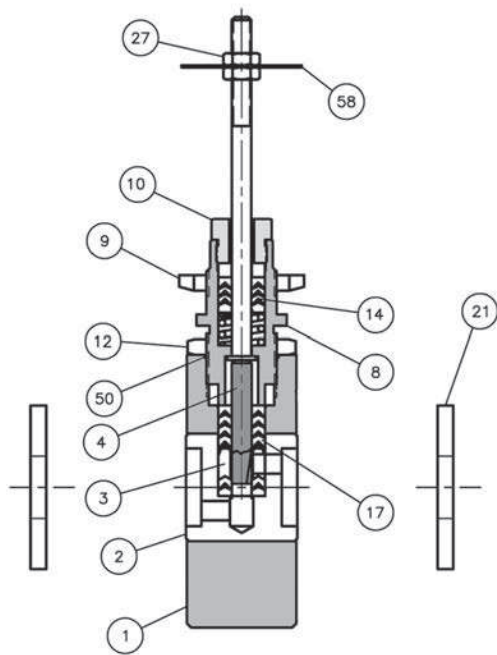
Features

- Wide control range with high rangeability.
 - Solid R05200 Tantalum or N10276 Nickel Alloy valve plug (Other materials on request).
 - S31600/S31603 stainless steel valve housing with PTFE body interior.
 - Pressure assisted seating, up to Class VI shutoff.
 - The combination of primary and secondary valve stem packing ensures process retention.
 - Flangeless body construction, unique thru-hole wafer design for installation between CL150 and 300 and PN 10 through 25 RF or FF line flanges.
 - PTFE encapsulated line flange gaskets (included) permit valve installation between plastic lined slip-on mating flanges.
- FIELDVUE digital valve controller available for remote calibration and diagnostics in facilities utilizing the PlantWeb™ architecture.



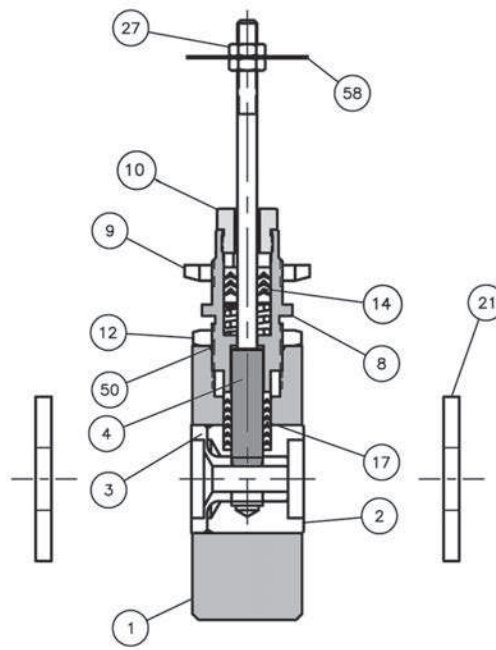
26000 Valve with Baumann 32 Actuator, Dual Travel Stops, and FIELDVUE DVC6200 Digital Valve Controller

**Figure 1. Valve Body for Cv Ratings of 0.001 to 1.0
(Class VI Seat Leakage)**



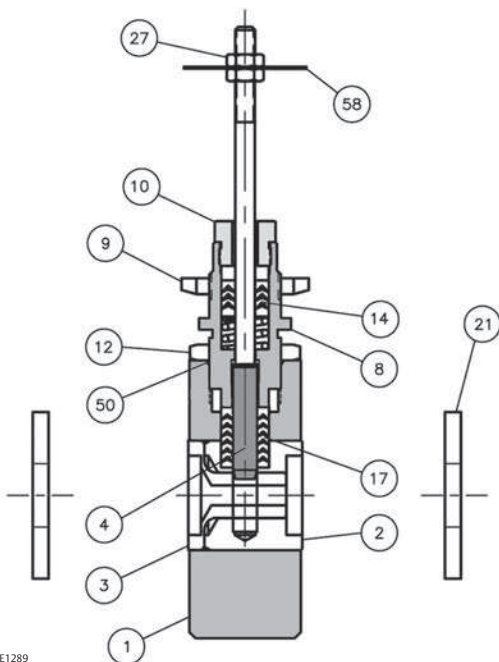
E1287

**Figure 3. Valve Body for Cv Rating of 4.2
(Class IV Seat Leakage)**



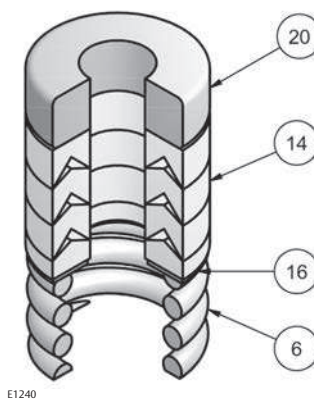
E1288

**Figure 2. Valve Body for Cv Rating of 2.5
(Class IV Seat Leakage)**



E1289

**Figure 4. Secondary Packing: Spring-Loaded PTFE
V-Ring Packing Kit**



E1240

**Table 1. Secondary Packing: Standard Spring-Loaded
PTFE V-Ring Packing Kit**

Key Number	Description	Material
6	Spring	ASTM A313 S30200
14	Packing Set	PTFE/carbon-filled PTFE
16	Washer	ASTM A240 S31600
20	Spacer	J-2000 (filled-Polytetrafluoroethylene)

Table 2. Materials of Construction

Key No.	Description	Material
1	Valve Body	ASTM A479 S31600/S31603, Annealed
2	Liner	PTFE (Polytetrafluoroethylene)
3	Spacer (Cv = 0.001 - 1.0 ONLY)	PTFE (Polytetrafluoroethylene)
	Insert (Cv = 2.5 and 4.2 ONLY)	PTFE (Polytetrafluoroethylene)
4	Valve Plug	ASTM B365 R05200 cold worked or ASTM B574 N10276, 35 HRC Max
	Stop Washer	ASTM B574 N06022, 35 HRC Max
	Stem	ASTM B574 N10276, 35 HRC Max
8	Bonnet	ASTM A479 S31600/S31603, Annealed
9	Yoke Drive Nut	S30400 Stainless Steel
10	Packing Follower	ASTM A276 S31600 Condition A
12	Hex Clamp Nut	ASTM A582 S30300 Condition A
14	Secondary Packing Kit, Spring Loaded PTFE V-Ring Packing Kit	Refer to figure 4 and table 1
17	Primary Packing, V-Ring	PTFE (Polytetrafluoroethylene)
21	Line Flange Adapter Gaskets ⁽¹⁾	PTFE (Polytetrafluoroethylene), Steel Core
27	Locknut	18-8 Stainless Steel
50	Bonnet Seal	PTFE (Polytetrafluoroethylene)
58	Travel Indicator	ASTM A240 S30400

1. It is highly recommended that the included PTFE encapsulated line flange adaptor gaskets be utilized.

Table 3. Technical Specifications

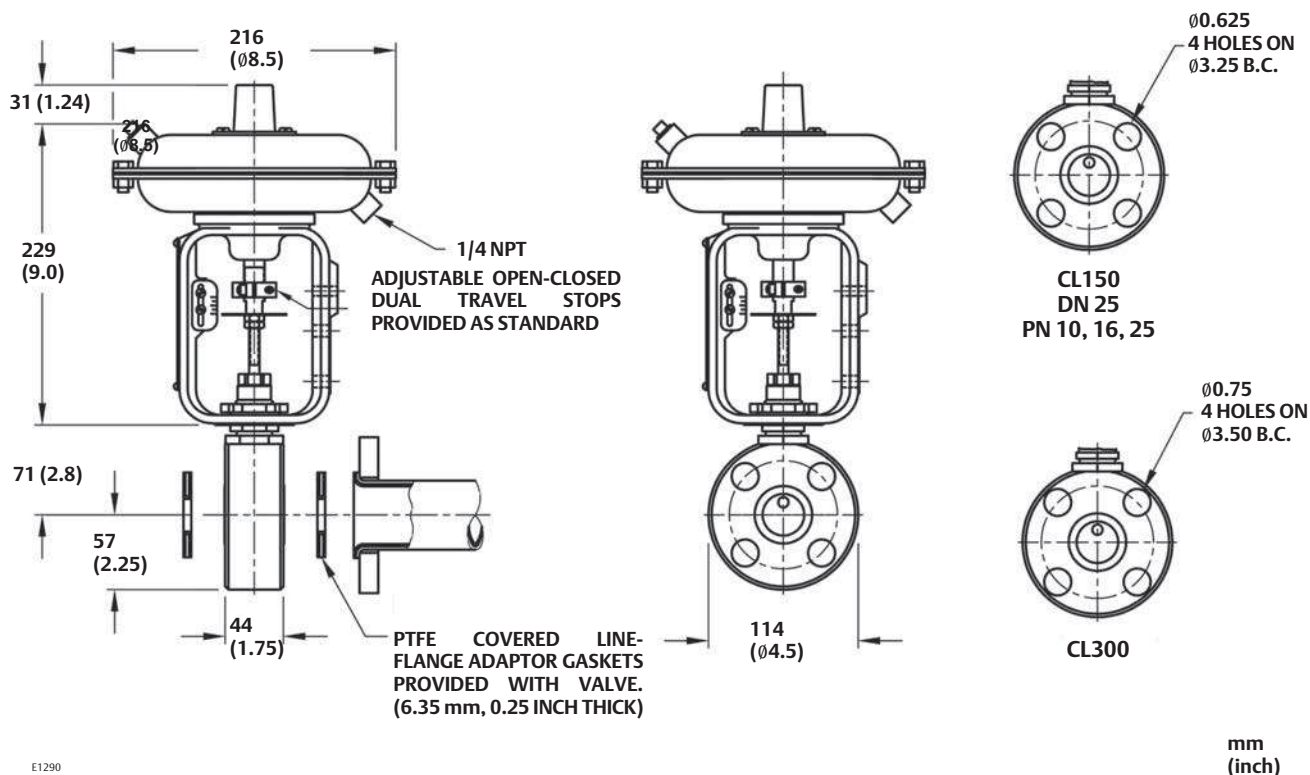
VALVE BODY RATNG		10.3 bar CWP (150 psi CWP)
CONNECTIONS		Wafer (Flangeless) design for installation between NPS 1 CL150, CL300 or Metric DN 25 PN10, PN16 or PN25 RF or FF line Flanges
SEAT PLUG SEALING		PTFE Soft Seat -28.9 to 177°C (-20 to 350°F)
BONNET		-28.9 to 177°C (-20 to 350°F)
PACKING ⁽¹⁾	Spring Loaded PTFE V-Ring	-28.9 to 177°C (-20 to 350°F)
SEAT LEAKAGE		Class VI (Rated Cv = 0.001 - 1.0), Class IV (Rated Cv = 2.5 and 4.2)
CHARACTERISTIC		Modified Equal Percentage
MAXIMUM SHUTOFF PRESSURE		10.3 bar (150 psi)
WEIGHT		3.3 kg (7.3 lbs)

1. Temperature limits apply to packing materials only and not to the valve body assembly.

Table 4. Coefficients

Valve Size	Port Dia.	Plug Tvl	CV AT VALVE OPENING - Percent of Plug Travel
NPS	in.	in.	100
1	0.312	0.5	0.001
			0.005
			0.01
			0.02
			0.05
			0.1
			0.2
			0.4
			0.8
			1
	0.375	0.5	2.5
	0.5	0.5	4.2

Figure 5. Dimensions NPS 1 26000 Valve with Baumann 32 Actuator and Dual Travel Stops



E1290

Neither Emerson, Emerson Process Management, nor any of their affiliated entities assumes responsibility for the selection, use or maintenance of any product. Responsibility for proper selection, use, and maintenance of any product remains solely with the purchaser and end user.

Baumann, Fisher, FIELDVUE, PlantWeb, and ENVIRO-SEAL are marks owned by one of the companies in the Emerson Process Management business unit of Emerson Electric Co. Emerson Process Management, Emerson, and the Emerson logo are trademarks and service marks of Emerson Electric Co. All other marks are the property of their respective owners.

The contents of this publication are presented for informational purposes only, and while every effort has been made to ensure their accuracy, they are not to be construed as warranties or guarantees, express or implied, regarding the products or services described herein or their use or applicability. All sales are governed by our terms and conditions, which are available upon request. We reserve the right to modify or improve the designs or specifications of such products at any time without notice.