



# Baumann™ 81000 Mikroseal Control Valve

The Baumann 81000 Mikroseal control valve is excellent for throttling of liquid or gaseous media, particularly where wide flow variations are encountered. Its packless design allows for applications where leakage prone stem packings are not tolerated.

A nearly frictionless mechanical force-amplifying mechanism is employed to reduce the travel of the pneumatic or electric actuators. This allows the closure diaphragm to move precisely against the valve orifice to throttle or stop the passing fluid. The same nearly frictionless mechanism, composed of stainless steel and PTFE lined ball bearings and guide bushings, assures very precise positioning with negligible deadband. This permits direct operation from remote mounted I/P (current to pneumatic) signal converters.

Easy removal of the bonnet allows for inspection and cleaning of the valve seat and closure diaphragm while the actuator stays attached to the bonnet and the valve body remains in the line. During this process the actuator stays in calibration. A backup O-ring prevents leakage should the primary seal (diaphragm to valve body) fail. A tell-tale connection in the bonnet yoke can be utilized to show if the sealing diaphragm is damaged.

## Features

- Compact and light-weight design reduces installed piping costs
- Packless construction
- Fisher™ FIELDVUE™ digital valve controller available for remote calibration and diagnostics in facilities utilizing PlantWeb™ architecture

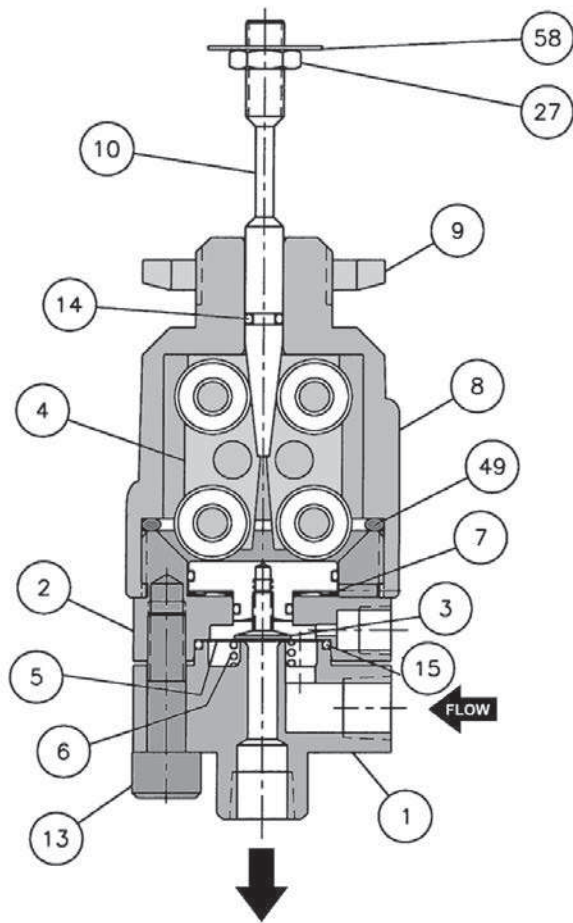


81000 NPS 1/4 Angle Valve with Baumann 16 Actuator



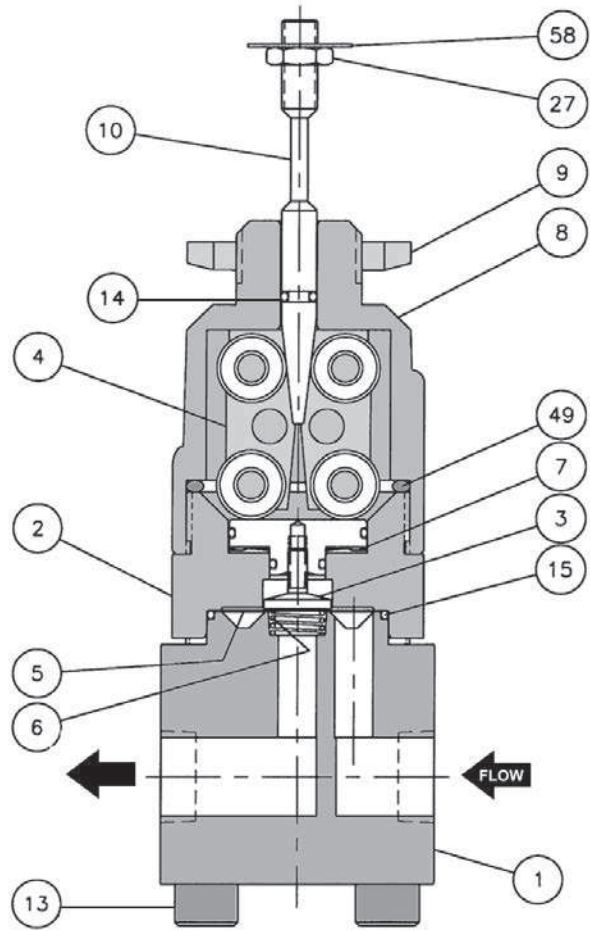
81000 NPS 1/2 Inline Valve with Baumann 16 Actuator, and FIELDVUE DVC2000 Digital Valve Controller

Figure 1. Baumann 81000 NPS 1/4 Angle Valve Body



E1324

Figure 2. Baumann 81000 NPS 1/2 Inline Valve Body



E1325

## Specifications

See table 3 for technical specifications.

Table 1. Flow Coefficients (ASME/ISA/IEC) and ISA Sizing Factors

ORIFICE DIAMETER	DIAPHRAGM TRAVEL	Cv AT VALVE OPENING - PERCENT OF VALVE STEM TRAVEL
mm (Inch)	mm (Inch)	100
0.635 (0.025)	0.177 (0.007)	0.01
1.60 (0.063)		0.03
7.92 (0.312)		0.10
7.92 (0.312)	0.381 (0.015)	0.30
13.2 (0.520)	0.304 (0.012)	0.50
13.2 (0.520)	0.381 (0.015)	0.70

**Table 2. Materials of Construction**

Key Number	Description	Material
1	Valve Body	S31600 SST, standard / ASTM B575 N06022, optional
2	Bonnet Yoke	S31600 SST
3	Piston Subassembly	S30300 SST and FKM (Fluorocarbon)
4	Bearing Cartridge Subassembly	Stainless Steel and PTFE (Polytetrafluoroethylene)
5	Closure Diaphragm	S31600 SST, standard / N10276 Nickel Alloy, optional
6	Seat Spring	ASTM B575 N06022
7	Wave Spring	S17700 SST
8	Bonnet	ASTM A743 CF8
9	Drive Nut, Yoke	S30400 SST
10	Plunger	ASTM A276 S31600 Condition A
13	Allen head Bolts	Stainless Steel (18-8 SST)
14	O-Ring, Plunger	FKM (Fluorocarbon)
15	O-Ring	PTFE, FDA 21 CFR 177 (Polytetrafluoroethylene)
27	Jam Nut	Stainless Steel (18-8 SST)
49	O-Ring	FKM (Fluorocarbon)
58	Travel Indicator Disk	ASTM A240 S30400

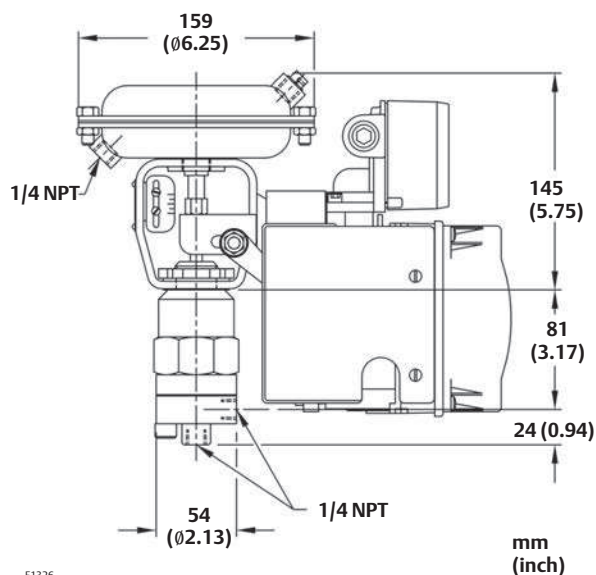
**Table 3. Technical Specifications**

VALVE BODY RATING		18.9 bar CWP (275 psi CWP)
NOMINAL SIZE		6.35 mm or 12.7 mm (NPS 1/4 or 1/2)
CONNECTIONS		NPT (Flanged or Welded Ends Optional)
SEAT LEAKAGE		ASME/FCI 70-2, Class IV
BONNET		Bolted
CHARACTERISTIC		Modified Equal Percentage
MAXIMUM OPERATING TEMPERATURE		177°C (350°F)
WEIGHTS	6.35 mm (1/4 inch)	1.35 kg (3 lbs)
	12.7 mm (1/2 inch)	1.82 kg (4 lbs)

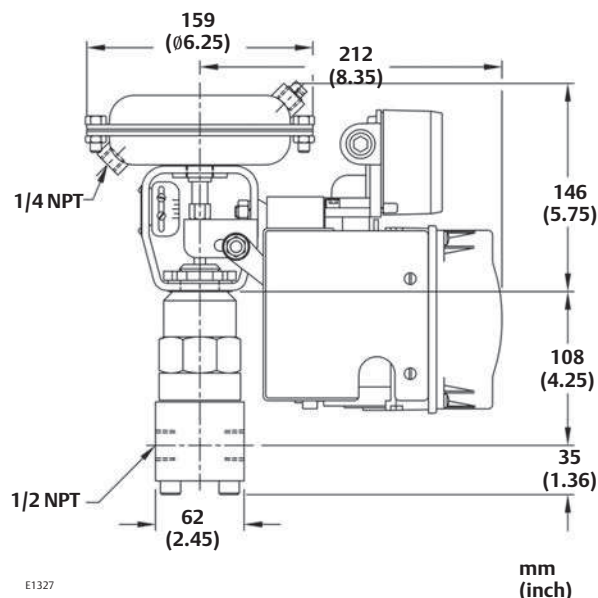
**Table 4. Model Numbering System**

81	Maximum Cv			End Connections		Bonnet Construction		Valve Body Material		Valve Body Style	
81000		Cv	Kv								
	3	0.01	0.009	0	Screwed (NPT) / Flangeless	2	Bolted	S	316 SST	A	Angle
	4	0.03	0.026	3	Special			H	N06022 Nickel Alloy	I	Inline
	6	0.10	0.086								
	7	0.30	0.259								
	8	0.50	0.43								
	9	0.70	0.60								

**Figure 3. 81000 Angle Valve with Baumann 16 Actuator and FIELDVUE Digital Valve Controller**



**Figure 4. 81000 Inline Valve with Baumann 16 Actuator and FIELDVUE Digital Valve Controller**



Neither Emerson, Emerson Process Management, nor any of their affiliated entities assumes responsibility for the selection, use or maintenance of any product. Responsibility for proper selection, use, and maintenance of any product remains solely with the purchaser and end user.

Baumann, Fisher, FIELDVUE, and PlantWeb are marks owned by one of the companies in the Emerson Process Management business unit of Emerson Electric Co. Emerson Process Management, Emerson, and the Emerson logo are trademarks and service marks of Emerson Electric Co. All other marks are the property of their respective owners.

The contents of this publication are presented for informational purposes only, and while every effort has been made to ensure their accuracy, they are not to be construed as warranties or guarantees, express or implied, regarding the products or services described herein or their use or applicability. All sales are governed by our terms and conditions, which are available upon request. We reserve the right to modify or improve the designs or specifications of such products at any time without notice.