



PORTABLE LIGHTING TEMPORARY LIGHTING POWER DISTRIBUTION

CONTENTS

08	PORTABLE LIGHTING
10	WOLFLITE XT RECHARGEABLE HANDLAMPS
12	MICRO, MINI & MIDI TORCHES
14	PRIMARY CELL TORCHES
16	RECHARGEABLE TORCHES
18	ATEX LED HEADTORCHES
20	HAZARD LAMP
21	MARKERLITES
22	TEMPORARY LIGHTING / POWER DISTRIBUTION
24	LINKEX™ LED FLOODLITES
26	LINKEX™ LED TEMPORARY LUMINAIRES
28	LINKEX™ ACCESSORIES
30	LINKEX™ LED TANK LIGHTING KITS
32	ATEX LED INSPECTION LEADLAMPS
34	ATEX TURBOLITES
36	ATEX WORKLITES
38	ATEX TRANSFORMERS
40	ATEX SPLITTER BOXES
41	ATEX CABLE REELS
42	Ex EXPLAINED

WHEN YOU NEED CLEAR VISION IN EXPLOSIVE ATMOSPHERES, WOLF SAFETY LIGHTS ARE BOLD, BRIGHT AND UNFAILING. FOR OVER A CENTURY, WOLF HAS BEEN TRUSTED TO ILLUMINATE THE WORLD'S MOST HAZARDOUS AND HOSTILE WORKING ENVIRONMENTS.

WHERE THERE IS AN EXPLOSION RISK, YOU CAN RELY ON WOLF. WITH BRITISH DESIGN AND INNOVATION AT ITS HEART, EVERY WOLF TORCH AND LIGHT IS ATEX CERTIFIED – GIVING YOU TOTAL CONFIDENCE WHEN LIVES DEPEND ON IT. PEOPLE ARE THE DRIVING FORCE BEHIND WOLF, SUPPORTING CUSTOMERS FOR LIFE WITH UNCOMPROMISING STANDARDS OF SERVICE AND SUPPORT.

TIRELESS INNOVATION AND DEVELOPMENT ENSURE EVERY WOLF PRODUCT MEETS LATEST STANDARDS AND DELIVERS OPTIMUM LIGHTING FOR SPECIFIC TASKS. NO OTHER PORTABLE OR TEMPORARY LIGHTING CAN MATCH IT FOR QUALITY, SAFETY AND ENDURANCE.



BRITISH DESIGN AND INNOVATION SINCE 1912



WITHOUT COMPROMISE

BUILT TO LAST

WOLF PORTABLE AND TEMPORARY LIGHTS
ARE PRECISION MANUFACTURED TO
EXACTING STANDARDS — FOR PERFORMANCE
YOU CAN RELY ON IN THE WORLD'S MOST
DEMANDING WORKPLACES.

WOLF SAFETY TORCHES — USED BY FIRE BRIGADES
ACROSS THE WORLD FOR OVER 30 YEARS.



POWER IN SAFE HANDS



WOLF TECHNICAL SPECIALISTS WORK RELENTLESSLY TO UPHOLD OUR REPUTATION FOR EXCELLENCE WITH CONTINUOUS INNOVATION IN FUNCTIONALITY, PERFORMANCE AND DURABILITY.

INNOVATION HAS BEEN AT THE HEART OF THE WOLF PHILOSOPHY FROM DAY ONE AND OUR DESIGN TEAM STRIVE TO MAKE THE BEST POSSIBLE PRODUCTS THAT WILL PERFORM IN ALL CONDITIONS.

JOHN JACKSON, CHAIRMAN

PORTABLE LIGHTING

ATEX AND IECEx CERTIFIED, WOLF PORTABLE LIGHTS GIVE SAFE ILLUMINATION IN EXTREME CONDITIONS. TORCHES, HEADTORCHES AND HANDLAMPS ARE DESIGNED FOR EVERY EXPLOSIVE ENVIRONMENT. POWERED BY PRIMARY CELL OR RECHARGEABLE BATTERIES, WOLF PORTABLE LIGHTS ARE TRUSTED IN HAZARDOUS PLACES EVERYWHERE.



BENEFITS

FOCUSED

Powerful, accurate illumination that's right for the job – from intense focused spot beams to wide-angle lighting.

TOUGH

Built to last, corrosion-resistant and impact-tested to extremes, Wolf lights can withstand the harshest treatment.

RELIABLE

Quality-assured, user-friendly design and uncomplicated functionality for reliable lifetime performance.

ADVANCED

Pushing the limits of portable lighting technology for superior illumination and battery life.

COMFORTABLE

Ergonomic design gives a secure, comfortable grip over long periods. Easy to operate with gloved hands.

ENDURING

Easy to use and maintain; accessible technical support and training – Wolf gives you a lifetime of service.



WOLFLITE XT RECHARGEABLE HANDLAMPS

A RANGE OF RECHARGEABLE LED SAFETY HANDLAMPS



PRODUCT DIMENSIONS: ALL PRODUCTS: 136mm (H) / 190mm (W) / 120mm (D).
Images above (top to bottom): XT-90 PERFORMANCE+ / XT-75 PERFORMANCE.



GAS ZONES
0 • 1 • 2



DUST ZONES
20 • 21 • 22



1.2KG



IP67



RECHARGEABLE



LED

XT-50 STANDARD
ZONE 1/21 - SPOT

XT-70 PERFORMANCE
ZONE 1/21 - SPOT + FLOOD

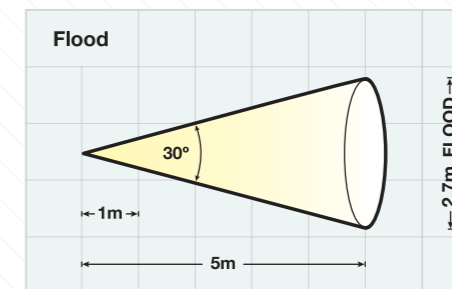
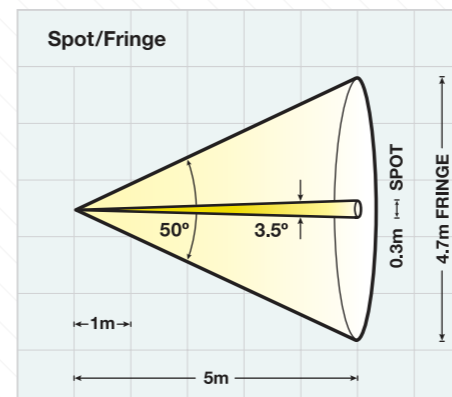
XT-90 PERFORMANCE+
ZONE 1/21 - SPOT + FLOOD + SIGNAL

XT-75 PERFORMANCE
ZONE 0/20 - SPOT + FLOOD

PRODUCT INFORMATION

- Ultra bright high power LED light source
- Spot and flood switchable beam options
- Up to 11 hours duration on full power, 22 hours on low power
- Integral stand for hands free beam direction
- Quick charge from 2 hours
- Emergency illumination power fail mode
- Supplied with shoulder carrying strap
- Suitable for cyclic and short and long term standby applications

LIGHT OUTPUT



LUX DATA

Up to 350 lumens (HIGH)

SPOT HIGH 13,130 lux @1m,
620 lux @5m

SPOT LOW 8,050 lux @1m,
370 lux @5m

FLOOD HIGH 425 lux @1m,
17 lux @5m

FLOOD LOW 240 lux @1m,
10 lux @5m

WOLFLITE XT RECHARGEABLE HANDLAMPS				
MODEL	XT-50	XT-70	XT-90	XT-75
CODE	I M2/II 2GD Ex ib I Mb/IIC T4 Gb IP67 Ex ib IIIB T185°C Db -30°C ≤ Ta ≤ +40°C			I M1/II 1GD Ex ia I Ma/IIC T4 Ga IP67 Ex ia IIIB T185°C Da -30°C ≤ Ta ≤ +40°C
CERTIFICATE	Baseefa09ATEX0326X / IECEx BAS 09.0153X			
GAS	1 & 2			20, 21 & 22
DUST	21 & 22			20, 21 & 22
BATTERY	RECHARGEABLE LI-ION			
DURATION	HIGH 4 HRS LOW 8 HRS	HIGH 7.5 HRS LOW 15 HRS	HIGH 11 HRS LOW 22 HRS	HIGH 7.5 HRS LOW 15 HRS

XT-XXH = Torch plus Mains Charger XT-XXL = Torch plus Vehicle Charger

ADDITIONAL PRODUCTS

CHARGER

12-24V DC - XT-200L
90-254V AC - XT-200H



WOLFLITE RECHARGEABLE HANDLAMP

H-251ALED
II 2 GD Ex e ib IIC T4 IP66 T135°C
LED - 65 lumens - Duration 24hrs



WOLFLITE PRIMARY CELL HANDLAMP

H-4DCA
II 2 GD Ex e ib IIC T4 Gb Ex tD (-10°C ≤
Ta ≤ +40°C) A21 IP66 T135°C Db
BULB - 37 lumens - Duration 20hrs



MICRO, MINI & MIDI TORCHES

A RANGE OF PRIMARY CELL COMPACT SAFETY TORCHES



M-10 ZONE 0/20 LED MICRO

M-20 ZONE 1/21 BULB MINI

M-40 ZONE 0/20 LED MINI

M-60 ZONE 0/20 LED MINI

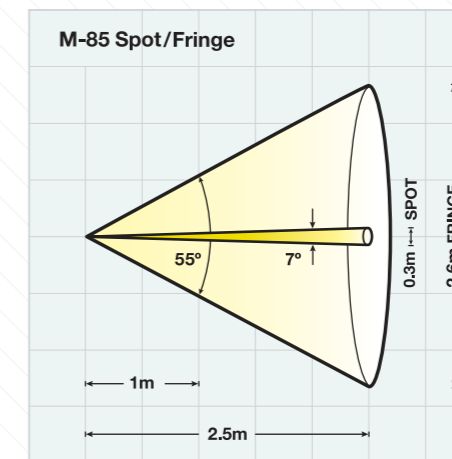
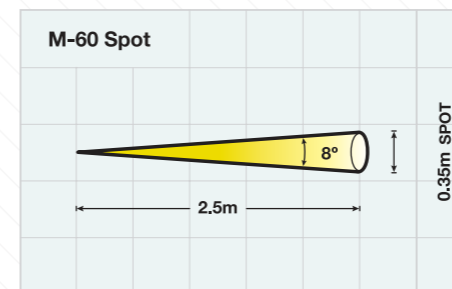
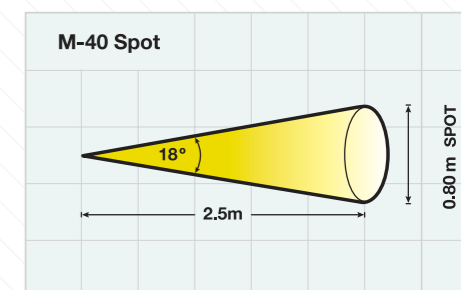
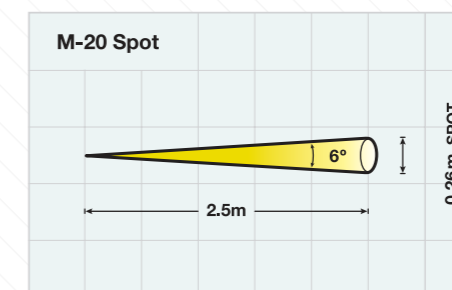
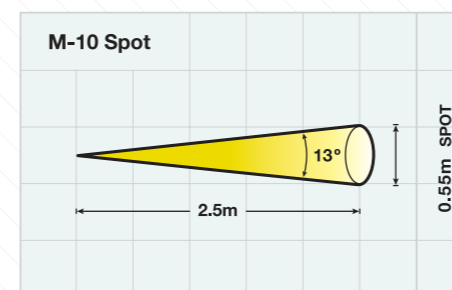
M-85 ZONE 0/20 LED MIDI

PRODUCT INFORMATION

- Lightweight and ultra small compact sizes
- High output light sources
- Compact and robust ergonomic design with proven impact resistance
- Single handed switching with switch protection shroud
- Integral pen style pocket clip (Minis and Micro) and wrist strap (Midi)
- Ingress protection to IP67
- Group I Mining approval
- Supplied with primary cells



LIGHT OUTPUT



LUX DATA

- M-10**
Up to 24 lumens, 27 lux @2.5m
- M-20**
Up to 15 lumens, 100 lux @2.5m
- M-40**
Up to 44 lumens, 56 lux @2.5m
- M-60**
Up to 90 lumens, 275 lux @2.5m
- M-85**
Up to 210 lumens, 6,500 lux @1m
1,233 lux @2.5m

TECHNICAL INFORMATION

MICRO, MINI & MIDI TORCHES					
MODEL	M-10	M-20	M-40	M-60	M-85
CODE	I M1/II 1 GD Ex ia I/IIC T5 (Ta=50°C) tD A20 IP67 T80°C (ambient -20°C to +50°C)	I M2/II 2GD Ex ib I/IIC T4 tD A21 IP67 T80°C (ambient -20°C to +40°C)	I M1/II 1GD Ex ia I/IIC T4 (Ta=50°C) tD A20 IP67 T80°C (ambient -20°C to +50°C)		II 1G Ex ia IIC T3/T4 Ga IP67 II 1D Ex ia IIIB T200°C Da I M1 Ex ia I Ma IP67
CERTIFICATE	Baseefa06ATEX0084 / IECEx BAS 06.0023				Baseefa11ATEX 0236X / IECEx BAS 11.0116X
GAS	0, 1 & 2	1 & 2	0, 1 & 2		0, 1 & 2
DUST	20, 21 & 22	21 & 22	20, 21 & 22		20, 21 & 22
BATTERY	4 X LR44	2 X LR03 (AAA)	3 X LR1 (N)		4 X LR6 (AA)
DURATION	UP TO 2 HRS	UP TO 2.3 HRS	UP TO 10 HRS	UP TO 3.5 HRS	UP TO 7 HRS

PRODUCT DIMENSIONS: M-10: 68mm (H) / 22mm (W). M-20 / M-40 / M-60: 145mm (H) / 22mm (W). M-85: 170mm (H) / 45mm (W).

EX

GAS ZONES
0 · 1 · 2

DUST ZONES
20 · 21 · 22

KG
M-10 - 0.025KG
M-20/M-40/M-60 - 0.06KG
M-85 - 0.19KG

IP67

PRIMARY CELL

LED/M20 BULB ONLY

PRIMARY CELL TORCHES

A RANGE OF PRIMARY CELL LED SAFETY TORCHES

TR-30+ RIGHT-ANGLE
ZONE 1/21

TS-30+ STRAIGHT
ZONE 1/21

TR-35+ RIGHT-ANGLE
ZONE 0/20

TS-35+ STRAIGHT
ZONE 0/20



PRODUCT DIMENSIONS: RIGHT-ANGLE: 195mm (H) / 60mm (W) / 80mm (D). STRAIGHT: 200mm (H) / 60mm (W) / 60mm (D).

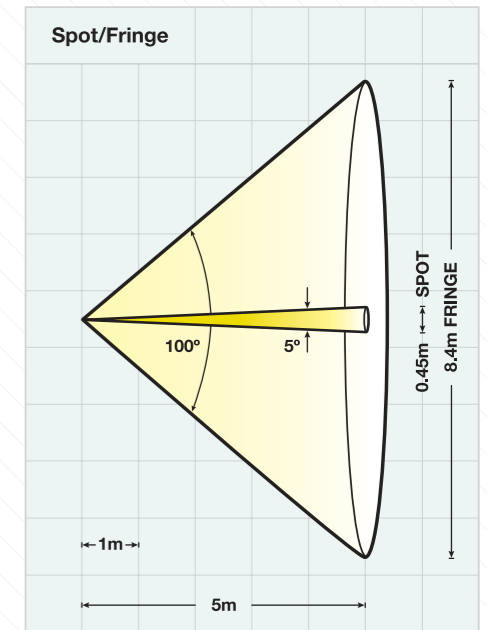
	<p>GAS ZONES 0 · 1 · 2</p>	<p>DUST ZONES 20 · 21 · 22</p>	<p>RIGHT-ANGLE - 0.5KG STRAIGHT - 0.475KG</p>	<p>IP67</p>	<p>PRIMARY CELL</p>	<p>LED</p>

PRODUCT INFORMATION

- High power 'fitted for life' LED for outstanding light output
- Medium spot beam with wide-angle flood of fringe light
- Compact and lightweight ergonomic torch design, straight and right-angle versions
- Up to 130 lumens light output with up to 17 hours duration
- 2 x 1.5V D/LR20 primary cells with low power indicator
- Supplied with wrist strap and clip ring
- Group I Mining Approval



LIGHT OUTPUT



LUX DATA

Up to 130 lumens, 11,300 lux @1m, 405 lux @5m

TECHNICAL INFORMATION

PRIMARY CELL TORCHES				
MODEL	TR-30+	TS-30+	TR-35+	TS-35+
CODE	I M2/II 2GD Ex ib I Mb/IIC T4 Gb -30°C ≤ Ta ≤ 40/55°C Ex ib IIIB T130°C Db	I M2/II 2GD Ex ib I Mb/IIC T4 Gb -20°C ≤ Ta ≤ 40/55°C Ex ib IIIB T130°C Db	I M2/II 2GD Ex ib I Mb/IIC T4 Gb -30°C ≤ Ta ≤ 40/55°C Ex ib IIIB T130°C Db	I M1/II 1GD Ex ia I Ma/IIC T4 Ga -20°C ≤ Ta ≤ 40/55°C Ex ia IIIB T130°C Da
CERTIFICATE	Baseefa07ATEX0091X / IECEx BAS 06.0089X			
GAS	1 & 2		0, 1 & 2	
DUST	21 & 22		20, 21 & 22	
BATTERY	2 x LR20 (D)			
DURATION	14 HRS TO LOW POWER INDICATOR / 17 HRS TOTAL			

ADDITIONAL PRODUCTS

ATEX TORCH (T6)

TR-26B - RIGHT ANGLE
II 2GD Ex eb ib IIB T6 Gb
Ex tb IIIC T65°C Db (-20°C ≤ Ta ≤ +40°C)

TS-26B - STRAIGHT
II 2GD Ex eb ib IIB T6 Gb
Ex tb IIIC T65°C Db (-10°C ≤ Ta ≤ +40°C)

Bulb - 11.4 lumens - Duration 5hrs

ATEX TORCH (T4)

TR-26B - RIGHT ANGLE
II 2GD Ex eb ib IIB T4 Gb
Ex tb IIIC T95°C Db (-20°C ≤ Ta ≤ +40/55°C)

TS-24B - STRAIGHT
II 2GD Ex eb ib IIB T4 Gb
Ex tb IIIC T95°C Db (-10°C ≤ Ta ≤ +40/55°C)

Bulb - 16 lumens - Duration 12hrs



RECHARGEABLE TORCHES

A RANGE OF RECHARGEABLE LED SAFETY TORCHES

R-50
ZONE 1/21

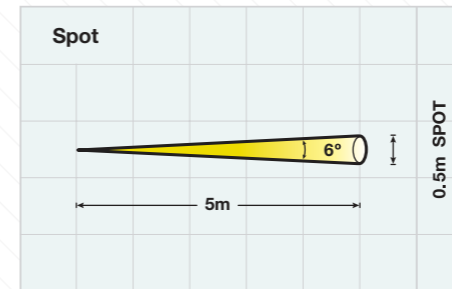
R-55
ZONE 0/20

PRODUCT INFORMATION

- High power LED for outstanding light output
- Compact and lightweight ergonomic torch design
- Two power levels of light output give up to 6.5 hours light duration
- Rechargeable battery with low power indicator
- Supplied with wrist strap and clip ring
- Emergency illumination function
- Mains and vehicle charger options
- Suitable for cyclic and short and long term standby applications



LIGHT OUTPUT



LUX DATA

Up to 243 lumens (High Power)
630 lux @5m
Up to 135 lumens (Low Power)



TECHNICAL INFORMATION

MODEL	RECHARGEABLE TORCHES	
	R-50	R-55
CODE	I M2/II 2GD Ex ib I Mb/IIC T4 Gb -40°C ≤ Ta ≤ 40°C Ex ib IIIB T200°C Db IP67	I M1/II 1GD Ex ia I Ma/IIC T4 Ga -40°C ≤ Ta ≤ 40°C Ex ia IIIB T200°C Da IP67
CERTIFICATE	Baseefa05ATEX0069X / IECExBAS06.0001X	
GAS	1 & 2	0, 1 & 2
DUST	21 & 22	20, 21 & 22
BATTERY	RECHARGEABLE LITHIUM-ION	
DURATION	HIGH POWER 3.5 HRS / LOW POWER 6.5 HRS	

R-XXH = Torch plus Mains Charger R-XXL = Torch plus Vehicle Charger

ADDITIONAL PRODUCTS

CHARGER

12-24V DC – RC-200L
100-254V AC – RC-200H



CHARGER BANKS

12-24V DC – RC-203 (x3), RC-204 (x4), RC-205 (x5)
100-254V AC – RC-303 (x3), RC-304 (x4), RC-305 (x5)



PRODUCT DIMENSIONS: R-50 / R55: 195mm (H) / 60mm (W) / 80mm (D).



GAS ZONES
0 · 1 · 2



DUST ZONES
20 · 21 · 22



0.375KG



IP67



RECHARGEABLE



LED

ATEX LED HEADTORCHES

A RANGE OF PRIMARY CELL LED SAFETY HEADTORCHES

HT-400
ZONE 1

HT-650
ZONE 0



PRODUCT DIMENSIONS: HT-400: 42mm (H) / 75mm (W) / 44mm (D) / Head diameter 24mm. HT-650: 52mm (H) / 84mm (W) / 56mm (D) / Head diameter 30mm.

Images above (top to bottom): HT-400 / HT-650



GAS ZONES
0 · 1 · 2



DUST ZONES
20 · 21 · 22



HT-400 – 0.09 KG
HT-650 – 0.18 KG



IP66



PRIMARY CELL



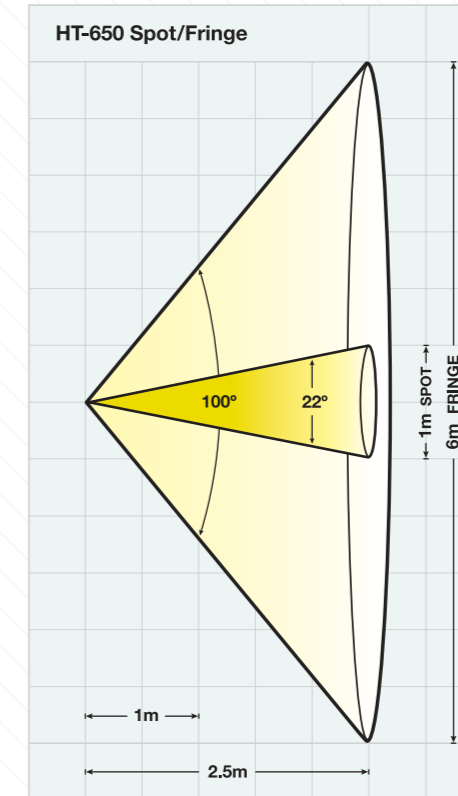
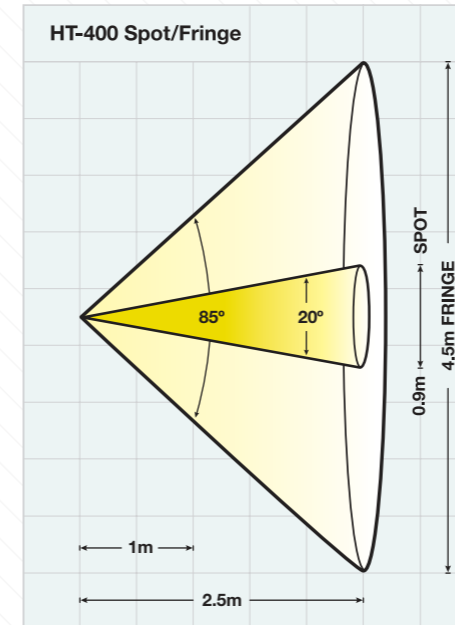
LED

PRODUCT INFORMATION

- High Power 'Fitted for Life' LED light source
- Lightweight and ergonomic design
- Single handed switching and light tilt adjustment
- Hands free operation
- IP66 Ingress Protection
- Adjustable, removable headband
- Supplied with helmet clips for hard hat use



LIGHT OUTPUT



LUX DATA

HT-400
Up to 80 lumens,
SPOT 381 lux @1m, 52 lux @2.5m
FRINGE 25 lux @1m, 6 lux @2.5m

HT-650
Up to 130 lumens,
SPOT 493 lux @1m, 67 lux @2.5m
FRINGE 32 lux @1m, 8 lux @2.5m

TECHNICAL INFORMATION

ATEX LED HEADTORCHES		
MODEL	HT-400	HT-650
CODE	I M2/II 2GD Ex ib I Mb/II C T4 Gb IP66 Ex ib IIIB T125°C Db (Ta -20°C to +40°C)	I M1/II 1GD Ex ia I Ma/II C T4/T3 Ga IP66 Ex ia IIIB T155°C Da (Ta -20°C to +40°C)
CERTIFICATE	Baseefa10ATEX0067 / IECEx BAS 10.0023	
GAS	1 & 2	0, 1 & 2
DUST	21 & 22	20, 21 & 22
BATTERY	3 X LR03 (AAA)	3 X LR6 (AA)
DURATION	UP TO 8.5 HRS	UP TO 17 HRS



HAZARD LAMP

HL-95

A PRIMARY CELL LED HAZARD WARNING LAMP

PRODUCT INFORMATION

- Flashing or static output mode selectable
- Operation in flashing mode up to 2 months
- Daylight cut-out mode selectable
- Ultra-bright LED light source
- 180° bi-directional amber lens
- Effective demarcation of hazardous areas



PRODUCT DIMENSIONS: 355mm (H) / 180mm (W) / 165mm (D).



TECHNICAL INFORMATION

HAZARD LAMP	
MODEL	HL-95
CODE	II 1 G EEx ia IIC T4 -20°C to +40°C
CERTIFICATE	BAS 99 ATEX 1044
GAS	0, 1 & 2
BATTERY	AIR DEPOLARISED
DURATION	1,500 HRS (FLASHING) / 500 HRS (STATIC)

GAS ZONES
0 · 1 · 2

2.9KG INC BATTERY

IP21

PRIMARY CELL

LED

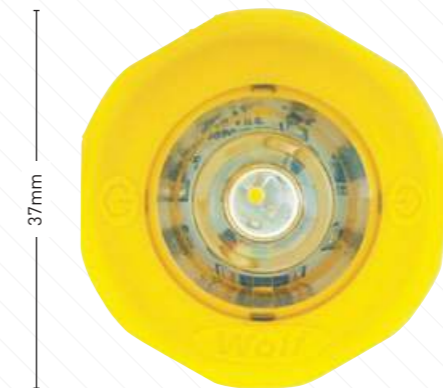
MARKERLITES

ML-15W WHITE
ML-15R RED
ML-15A AMBER

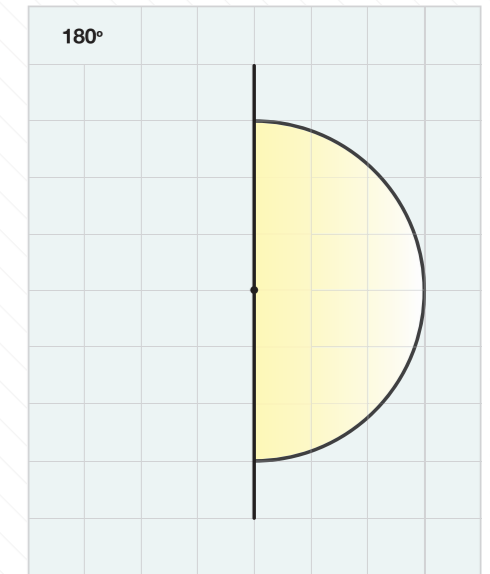
A RANGE OF PRIMARY CELL WARNING INDICATORS

PRODUCT INFORMATION

- Ultra bright 'fitted for life' LED
- Small and lightweight at 23 grams with cells
- Visible over 0.5 miles / 0.8 kilometres away in the dark
- Easily attaches to clothing and equipment
- Fitted with integrated clip and cable tie slot (reusable cable tie supplied)
- 3V Lithium cells last over 65 hrs (flashing) and 25 hrs (static)
- 3 colours available - White / Red / Amber
- Ingress protection to IP67
- Supplied with primary cells



LIGHT OUTPUT



LUX DATA

Up to 4.7 lumens, 13.4 lux @30cm

PRODUCT DIMENSIONS:
36mm (H) / 37mm (W) / 37mm (D).

TECHNICAL INFORMATION

MARKERLITES			
MODEL	ML-15W WHITE	ML-15A AMBER	ML-15R RED
CODE	II 2 GD Ex ib IIC T4 Gb (Tamb -40°C to +55°C) IP67 Ex ib IIIB T200°C Db		
CERTIFICATE	Baseefa14ATEX0203 / IECEx BAS 14.0095		
GAS	1 & 2		
DUST	21 & 22		
BATTERY	2 X CR2032 LITHIUM BUTTON CELLS 3V		
DURATION	65 HRS (FLASHING) & 25 HRS (STATIC)		

GAS ZONES
1 · 2

DUST ZONES
21 · 22

0.023KG

IP67

PRIMARY CELL

LED

TEMPORARY LIGHTING POWER DISTRIBUTION

WOLF TEMPORARY LIGHTS PROVIDE FOCUSED ILLUMINATION AND POWER – SAFETY ASSURED BY ATEX AND IECEx CERTIFICATION. FROM MAINS AND LOW VOLTAGE LED LUMINAIRES AND FLOODLIGHTS TO COMPRESSED AIR OPERATED PNEUMATIC LAMPS, WOLF BRINGS SAFE LIGHT WHERE LIVES DEPEND ON IT.



BENEFITS

FAST

Delivered ready to go, for simple, rapid set up. Designed for safe connection and disconnection in explosive environments.

MOBILE

Lightweight, self contained and easy to move. Integrated stands and handles allow optimum positioning.

BRIGHT

Efficient, high output LED technology delivers the right light for every task, every time.

INDESTRUCTIBLE


Robust, corrosion resistant and impact tested to the limit, Wolf lights are built to survive in harsh places.

ADAPTABLE

Options for every power supply, cable type, fixing, mounting and interconnection – there's a Wolf light for every job.

EVER-LASTING

Long life, maintenance free lights with low power consumption – for a low cost, enduring investment.



LINKEX™ LED FLOODLITES

A RANGE OF CABLE POWERED LED FLOODLAMPS

WF-300

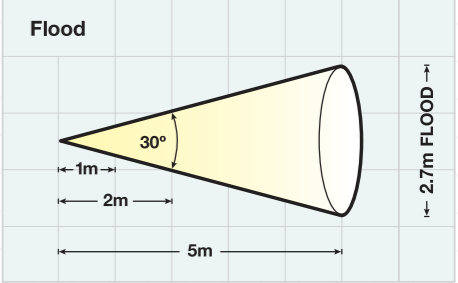


PRODUCT INFORMATION

- Ultra bright high power 'Fitted for Life' LED light output
- Available with ATEX plugs and sockets to link in series/chain
- Small, lightweight and robust construction
- Wide voltage range 18-54V and 100-254V
- Low power consumption and easy to maintain
- Supplied with stainless steel stand and integral handle
- Wide range of fixing, mounting and protection accessories available



LIGHT OUTPUT



LUX DATA
Up to 5,200 lumens, 2,870 lux @2m, 459 lux @5m

PRODUCT DIMENSIONS: WF-300: 451mm (H) / 292mm (W) / 346mm (D).

EX

GAS ZONES
1 · 2

DUST ZONES
21 · 22

9KG
(EXC CABLE)

IP66/67

CABLE POWERED

LED

TECHNICAL INFORMATION

MODEL	WF-300	
POWER	18-54V AC/DC	100-254V AC
CODE	II 2 GD Ex emb IIC T4 Gb Ex t IIIC T87°C Db IP66/67 (Ta = -20°C to +55°C)	II 2 GD Ex emb IIC T4 Gb Ex t IIIC T103°C Db IP66/67 (Ta = -20°C to +50°C)
CERTIFICATE	SIRA10ATEX5117X / IECExSIR10.0016X	
GAS	1 & 2	
DUST	21 & 22	

LINKEX™ LED TEMPORARY LUMINAIRES

A RANGE OF CABLE POWERED LED TEMPORARY LUMINAIRES

LX-400




PRODUCT INFORMATION

- Ultra bright high power 'Fitted for Life' LED light output
- Incorporates unique SOVI (Safe and Optimal Voltage Indicator) monitor
- Available with ATEX plugs and sockets to link in series/chain
- 180° and 360° versions
- Compact and robust design
- Wide voltage input range from 19 to 264V
- Low power consumption and easy to maintain
- Wide range of fixing, mounting and protection accessories available



706mm

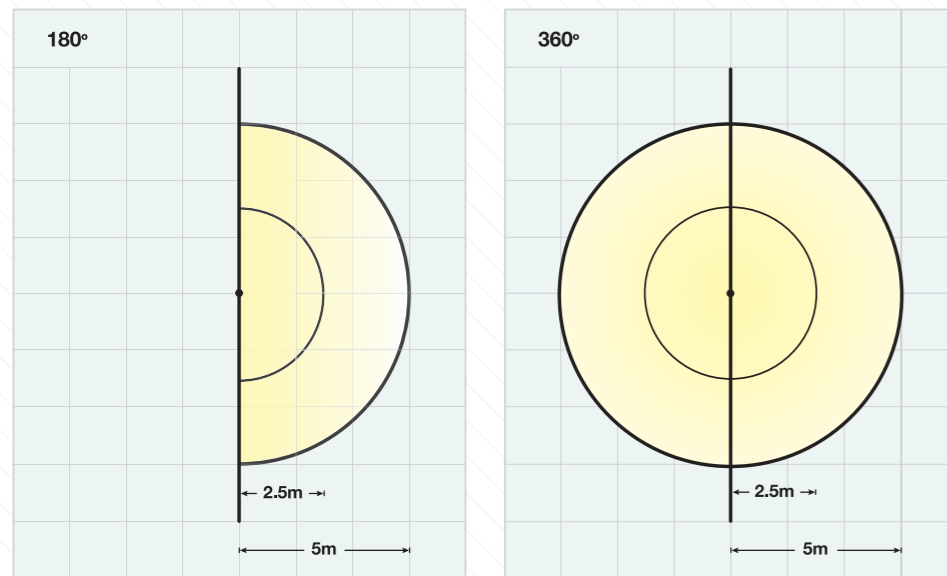


128mm

128mm

PRODUCT DIMENSIONS: LX-400 128mm (H) / 706mm (W) / 128mm (D).

LIGHT OUTPUT



LUX DATA

Up to 3,250 lumens
 180° - 109 lux @2.5m, 30 lux @5m
 360° - 73 lux @2.5m, 19 lux @5m

TECHNICAL INFORMATION

LINKEX™ LED TEMPORARY LUMINAIRE	
MODEL	LX-400
CODE	II 2 GD Ex emb IIC T3 Gb (-20°C to +40°C) Ex t IIIC T170°C Db IP66/67
CERTIFICATE	SIRA12ATEX3177X / IECEx SIR 12.0070X
GAS	1 & 2
DUST	21 & 22
POWER	19-28V AC/DC 85-264V AC

ADDITIONAL PRODUCTS

LINKEX™ PORTABLE FLUORESCENT LEADLAMP EMERGENCY

Built-in back-up battery power supply to light the luminaire in the event of a power failure.

II 2 GD Ex emb IIC T3 Ex tD A21
 IP66 T102°C -15°C to +53°C

LL-540/E - 110-130V AC



GAS ZONES
1 · 2

DUST ZONES
21 · 22

3.6KG
(EXC CABLE)

IP66/67

CABLE
POWERED

LED

LINKEX™ ACCESSORIES

A RANGE OF FIXING, MOUNTING AND PROTECTION ACCESSORIES

- ATEX approved for zones 1 and 2 (dust) and 21 and 22 (gas)
- Extensive options for temporary applications
- Simple and quick installation and removal
- Durable and secure mounting and positioning

LINKEX™ LED TEMPORARY LUMINAIRE

FIXINGS KITS

Based on Wolf's LinkEx™ LED Temporary Luminaire Bracket made from plastic, with click shut mechanism and screw to lock securely closed.

Wolf's fixing kits give flexible mounting and positioning options for temporary lighting solutions in a hazardous area.

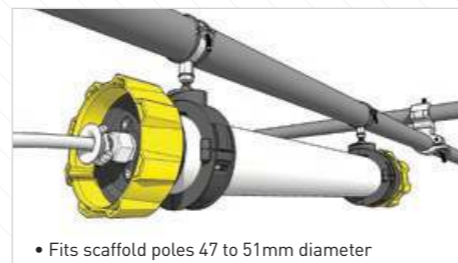
Each kit contains the brackets to mount one LinkEx™ LED Temporary Luminaire or two lights where Dual specified.

BRACKET KIT – LX-690



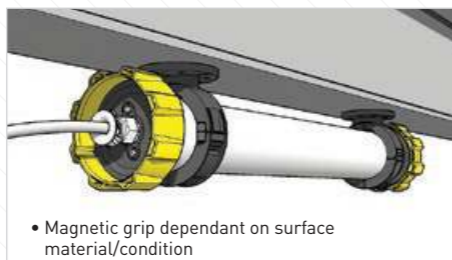
- 2 brackets per pack
- Mount bracket directly to flat surface

SCAFFOLD BRACKET KIT – LX-678



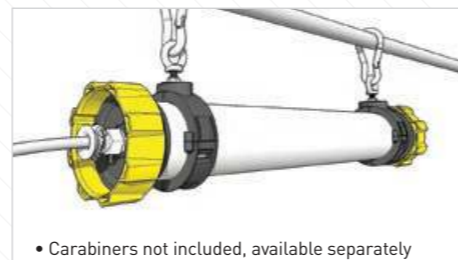
- Fits scaffold poles 47 to 51mm diameter

MAGNET BRACKET KIT – LX-680



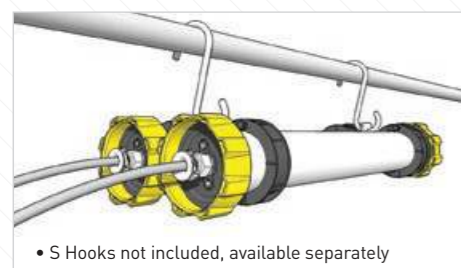
- Magnetic grip dependant on surface material/condition

EYE BOLT BRACKET KIT – LX-671




- Carabiners not included, available separately

DUAL EYE BRACKET KIT – LX-672




- S Hooks not included, available separately

UNISTRUT BRACKET KIT – LX-679



- Mount to unistrut channel system
- Supplied with unistrut channel M6 short spring nuts

TRIPOD BRACKET KIT – LX-670



- Horizontal or vertical mounting

HANGING STRAP KIT – LX-654



- 2 straps per hanging kit

S HOOK – LX-674



- Length 150mm / Throat 55mm
- (2 per pack)

CARABINER – LX-675

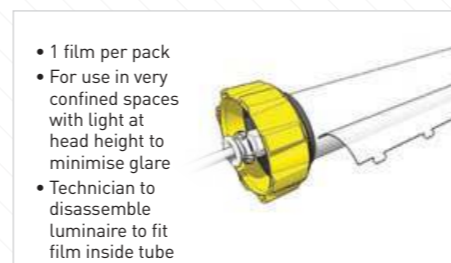


- Length 120mm / Gate 17mm

LINKEX™ LED TEMPORARY LUMINAIRE

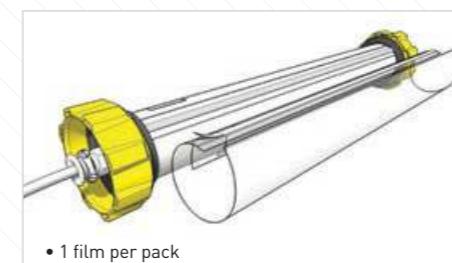
FILMS & PROTECTION

INTERNAL DIFFUSER FILM – LX-374



- 1 film per pack
- For use in very confined spaces with light at head height to minimise glare
- Technician to disassemble luminaire to fit film inside tube


PROTECTIVE FILM – LX-545/3



- 1 film per pack

CABLE MANAGEMENT

MAGNET CABLE TIDY – LX-692



- Attach cable to eye with cable tie (not supplied)
- 1 per pack

TRIPODS

LIGHT DUTY – LL-680

Max. Height 1.85m

MEDIUM DUTY – LL-699

Max. Height 2.4m

HEAVY DUTY – LL-668

Max. Height 3.2m

For standalone positioning, Wolf's tripods give a stable platform allowing a light to be attached and used at a variety of heights and can be directed upwards illuminating the work area from the underside.

The range of Tripod Stands available are lightweight, easily transportable and will extend a lamp to a height of up to 3.2 metres and are ideal to maximise light area coverage for workers.

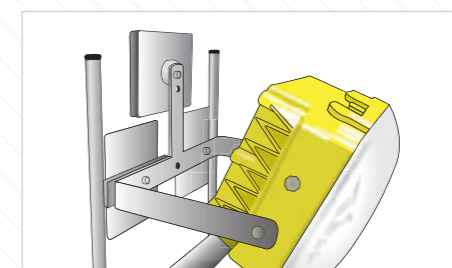


LINKEX™ LED FLOODLITE

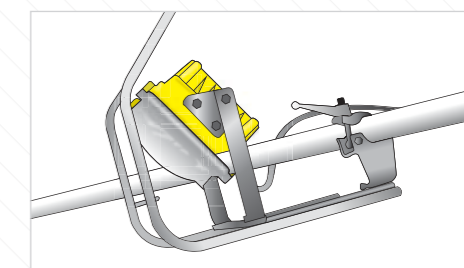
FIXINGS KITS

Wolf's fixing kits give flexible, sturdy mounting and positioning options for temporary applications – putting the floodlite exactly where it is needed.

MAGNET KIT – WF-696



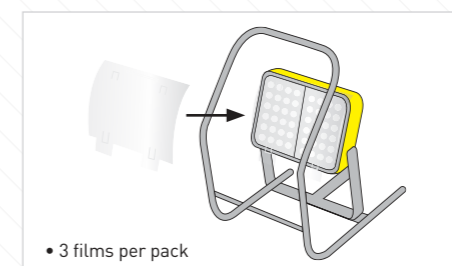
SCAFFOLD KIT – WF-699



FILMS & PROTECTION

Protect the lens from damage to ensure its longevity, in optimal condition, for repeat usage and delivery of maximum light output without obstructions.

PROTECTIVE FILM – WF-650/3



- 3 films per pack

PROTECTIVE GRILLE – WF-515



- 1 grille per pack

LINKEX™ LED TANK LIGHTING KITS

The kits allow for a flexible setup of high quality task and ambient lighting to suit all working conditions in tanks and vessels and offers users a high level of safety through a simple configuration of LinkEx™ LED Temporary Luminaires and LinkEx™ LED Floodlights with ATEX Transformer, 230V or 110V to 24V.

PRODUCT INFORMATION

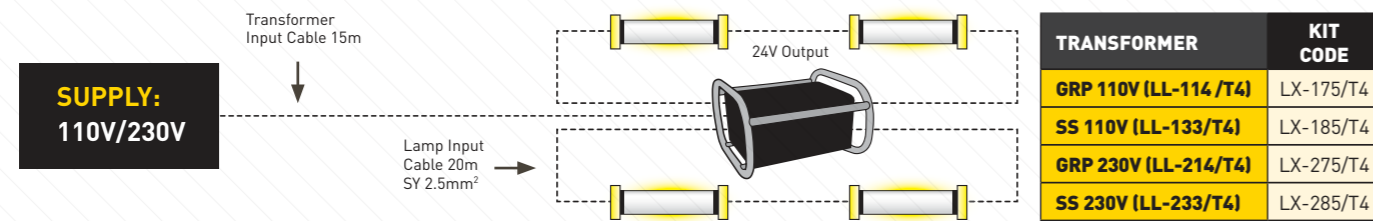
- Ultra bright, high power, low maintenance LED 'Fitted for Life'
- Fitted with ATX plugs and sockets as standard
- Low and easy maintenance
- Robust, durable and lightweight construction
- Quick and easy installation over a large area
- Low power consumption
- Range of cables, plugs and socket types and power distribution systems
- Protective, fixing and mounting accessories



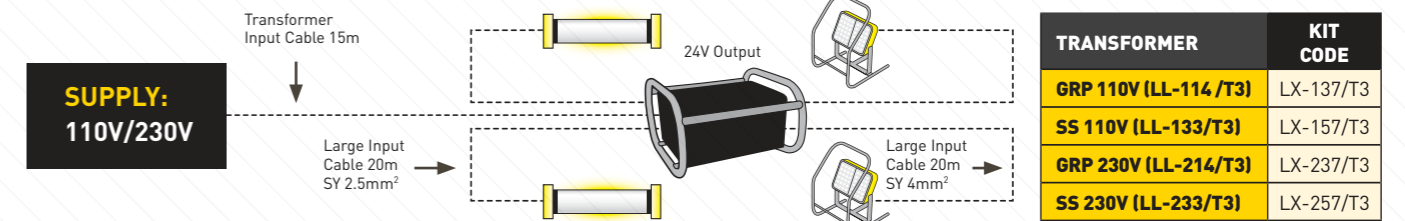
A RANGE OF LOW VOLTAGE TEMPORARY LIGHTING SOLUTIONS

NON-LINKED LIGHTS

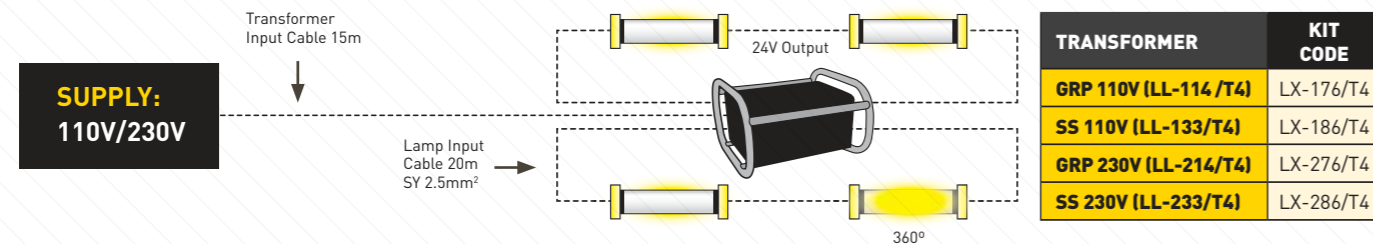
4 x LX-400 180°



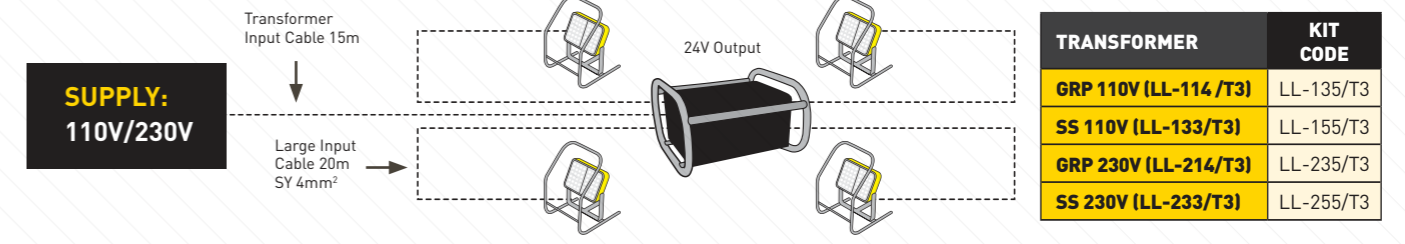
2 x LX-400 180° + 2 x WF-300



3 x LX-400 180° + 1 x 360°



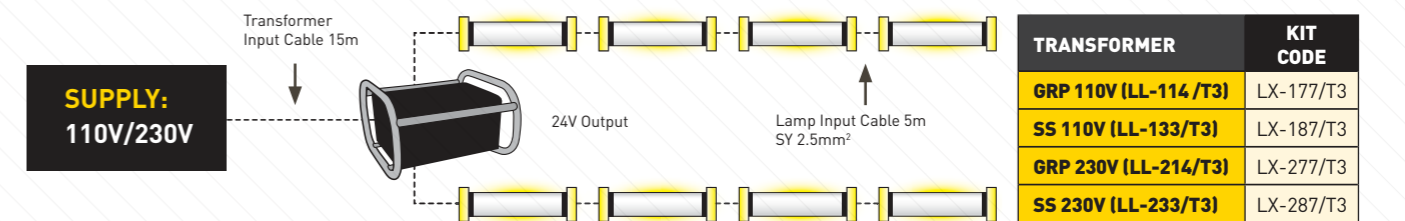
4 x WF-300



IN ADDITION TO THE STANDARD CONFIGURATIONS, WE CAN OFFER BESPOKE LED TANK LIGHTING KITS BASED ON YOUR SPECIFIC REQUIREMENTS IN TERMS OF CABLE EXTENSIONS AND THE USE OF DIFFERENT LIGHTS ON ONE TRANSFORMER.

LINKED LIGHTS

8 x LX-400 180° (2 x chains of 4 linked lights)



ATEX LED INSPECTION LEADLAMPS

A RANGE OF CABLE POWERED HANDHELD LEADLAMPS

SP-600



PRODUCT DIMENSIONS: 335mm (H) / 85mm (W) / 83mm (D).



GAS ZONES
1 · 2



DUST ZONES
21 · 22



1.785KG



IP67



CABLE
POWERED

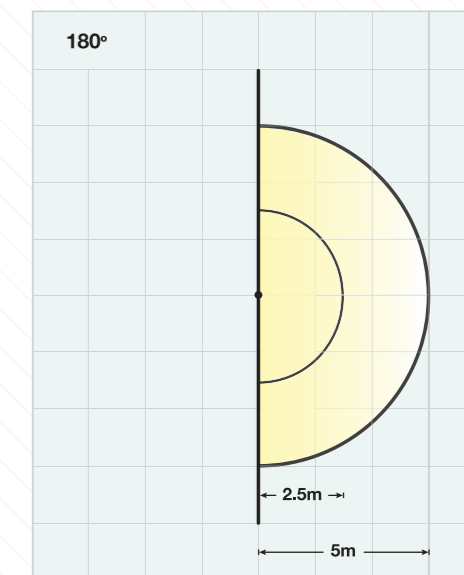


LED

PRODUCT INFORMATION

- Ideal for handheld inspection and work activities in a hazardous area
- 470 lumen high power 'fitted for life' LED light source
- High quality, even, ultra-wide angle LED light, reduces shadows and enhances visibility
- Large diffused light source minimises eye discomfort when viewed directly
- Lightweight and compact for handheld use
- Flexible integrated hook for suspension in the work area
- Robust and highly durable enclosure to withstand heavy industrial use
- Wide voltage range models
- Fitted with 10m HOFR cable as standard
- IP67 rated for use in the harshest environments
- Group I mining approval
- Mounting and protection accessories available

LIGHT OUTPUT



LUX DATA

Up to 470 lumens (at source)
/ 403 lumens (from leadlamp)
93 lux @1m, 14.9 lux @2.5m,
3.72 lux @5m

TECHNICAL INFORMATION

MODEL	ATEX LED INSPECTION LEADLAMPS		
	SP-600H	SP-600L	SP-600EL
POWER	90-264VAC	18-54VAC 20-54VDC	9-16VAC/DC
CODE	I M2 Ex eb mb I Mb (-30°C to +55°C) II 2G Ex eb mb II C T4 Gb IP67 II 2D Ex mb tb II IC T95°C Db		
CERTIFICATE	SIRA15ATEX3317X / IECEx SIR15.0115X		
GAS	1 & 2		
DUST	21 & 22		

ADDITIONAL PRODUCTS

PROTECTION SLEEVE KIT SP-628

(5 sleeves & 10 cable ties)



CAGE WITH FIXING BOLT SP-620

CAGE WITH 88MM DIAMETER
MAGNET SP-626



66MM DIAMETER MAGNET SP-624



ATEX TURBOLITES

A RANGE OF HIGH POWER COMPRESSED AIR SAFETY LAMPS

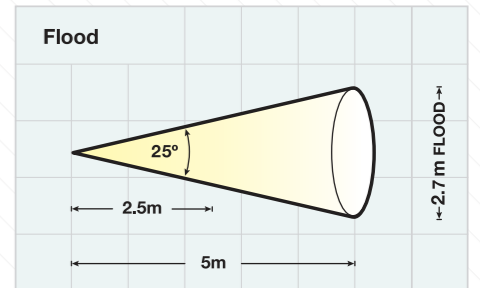
- A-TL44A**
ALUMINIUM BAY LIGHT
- A-TL45A**
ALUMINIUM FLOOD LIGHT
- A-TL44B**
BRASS BAY LIGHT
- A-TL45B**
BRASS FLOOD LIGHT

PRODUCT INFORMATION

- Available in super-lightweight Aluminium and Brass models
- 250W Halogen bulb light output
- Bay light provides a high level of all-round general illumination
- Flood light gives a wide-angle diffused beam
- Safe compressed air power source
- Fitted with stainless steel exhaust silencer
- Group 1 Mining Approval with brass models



LIGHT OUTPUT



LUX DATA

BAY
Up to 6,000 lumens, 360°, 70 lux @2.5m

FLOOD
Up to 6,000 lumens, 950 lux @5m
Also available as 10° SPOT,
2,000 lux @5m



Also available in Brass

PRODUCT DIMENSIONS: A-TL44A: 170mm (H) / 180mm (W) / 280mm (D). A-TL45A 220mm (H) / 180mm (W) / 240mm (D).

EX

GAS ZONES
1 · 2

DUST ZONES
21 · 22

KG

BAY - 5.5KG
FLOOD - 7.1KG

IP68
(ONCE PRESSURISED)

AIR POWERED

BULB

TECHNICAL INFORMATION

	ATEX TURBOLITES			
MODEL	A-TL44A	A-TL44B	A-TL45A	A-TL45B
CODE	II 2 GD II T4 (Tamb = 55°C) T135°C			
CERTIFICATE	SIRA02ATEX5099X			
GAS	1 & 2			
DUST	21 & 22			
CONSUMPTION / AIR PRESSURE	0.75m ³ /min @ 5.0-8.0 bar			

ATEX WORKLITES

A RANGE OF RECHARGEABLE LED WORKLITES AND FLOOD BANKS



WL-70 6 LED
18 AH BATTERY

WL-80 12 LED
18 AH BATTERY

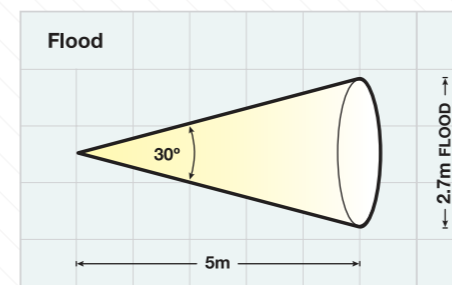
WL-85 12 LED
33 AH BATTERY

PRODUCT INFORMATION

- High power white LED beam with flood of lower level fringe light
- LED light source 'Fitted for Life', no bulb replacement required
- Long duration, up to 12 hours full power, 24 hours half power
- Robust durable stainless steel construction
- Locking pivot head to direct light
- Toughened glass lens with optional disposable lens guard
- Rechargeable high capacity battery, fully managed with state of charge indication
- Supplied with a mains charger with state of charge indication, powered from 100 to 254VAC



LIGHT OUTPUT



LUX DATA

WL-70
Up to 804 lumens, 331 lux @5m

WL-85 & WL-80
Up to 1,120 lumens, 430 lux @5m



TECHNICAL INFORMATION

	ATEX WORKLITES		
MODEL	WL-70	WL-80	WL-85
CODE	II 2 GD Ex e ib mb IIC T4 Ex tD A21 IP65 T135°C		
CERTIFICATE	SIRA07ATEX3027		
GAS	1 & 2		
DUST	21 & 22		
BATTERY	RECHARGEABLE SEALED GEL LEAD ACID		
DURATION	HIGH 12 HRS LOW 24 HRS	HIGH 6 HRS LOW 12 HRS	HIGH 12 HRS LOW 24 HRS

ADDITIONAL PRODUCTS

ATEX ZONE 0 FLOOD BANKS | M1/II 1GD Ex ia I Ma/IIC T4 Ga IP67 Ex ia IIIB T185°C Da 30°C ≤ Ta ≤ +40°C

XT-602

Inc x2 Wolfli XT-75H Handlamps & Mains Chargers.
LED - Up to 700 Lumens -
Duration High 7.5hrs / Low 15hrs



XT-604

Inc x4 Wolfli XT-75H Handlamps & Mains Chargers.
LED - Up to 1,400 Lumens
Duration High 7.5hrs / Low 15hrs



XT-606

Inc x6 Wolfli XT-75H Handlamps & Mains Chargers.
LED - Up to 2,100 Lumens
Duration High 7.5hrs / Low 15hrs



PRODUCT DIMENSIONS: WL-70 / WL-80: 470mm (H) / 230mm (W) / 230mm (D). WL-85: 550mm (H) / 230mm (W) / 240mm (D).

Images above: (left) WL-70, (right) WL-85.

GAS ZONES
1 · 2

DUST ZONES
21 · 22

KG
WL-70 / WL-80:
16-16.5 KG
WL-85: 23 KG

IP65

RECHARGEABLE

LED


ATEX TRANSFORMERS

A RANGE OF GRP AND STAINLESS STEEL TRANSFORMERS

GRP
GLASS REINFORCED PLASTIC

SS
STAINLESS STEEL

- Robust and durable construction
- Transportable and portable design
- Wide range of voltages and power ratings available
- 400VA / 320VA / 250VA power rating options
- Fitted with 4 x ATX socket outlets
- Supplied with 15m SY cable and ATX plug




TECHNICAL INFORMATION

ATEX TRANSFORMERS										
MODEL	LL-114/T4	LL-214/T4	LL-221/T4	LL-133/T4	LL-233/T4	LL-114/T3	LL-214/T3	LL-221/T3	LL-133/T3	LL-233/T3
	GRP			SS		GRP			SS	
POWER	110V:24V	230V:24V	230V:110V	110V:24V	230V:24V	110V:24V	230V:24V	230V:110V	110V:24V	230V:24V
CODE	For Output Power ≤ 250VA Ex d e IIC T4 Gb – Ex t IIIC T130°C Db (-20°C ≤ Ta ≤ +55°C)					For Output Power ≤ 400VA II2 GD Ex ed IIC T3 Ex t A21 IP66 T195°C (-20°C ≤ Ta ≤ +35°C)			For Output Power ≤ 320VA II2 GD Ex ed IIC T3 Ex t A21 IP66 T195°C (-20°C ≤ Ta ≤ +50°C)	
POWER	250VA					320 / 400VA			320 / 400VA	
CERTIFICATE	ATEX – LCIE02ATEX6248X IECEX – LCI 04.0016X			ATEX-LCIE02ATEX6118X IECEX – LCI 11.008X		ATEX – LCIE02ATEX6248X IECEX – LCI 04.0016X			ATEX-LCIE02ATEX6118X IECEX – LCI 11.0008X	
GAS	Zones 1 and 2 Gas Groups IIA, IIB and IIC					Zones 1 and 2 Gas Groups IIA, IIB and IIC				
DUST	Zones 21 & 22					Zones 21 & 22				

PRODUCT DIMENSIONS: GRP: 504mm (H) / 465mm (W) / 285mm (D). SS: 512mm (H) / 562mm (W) / 285mm (D).

Images above: GRP. Opposite page: SS.



ATEX SPLITTER BOXES

LL-260

A RANGE OF GRP SPLITTER BOXES

PRODUCT INFORMATION

- Robust durable GRP construction with stainless steel skid
- Compact, lightweight and portable configuration
- Fitted with x4 ATX or CEAG sockets, plug and 15m SY input cable
- 110V or 230V voltages
- Integrated handle for ease of movement
- Allows versatile lighting configurations
- Alternative voltage, plugs and sockets available on request
- Fully compatible with Wolf's temporary lighting solutions



PRODUCT DIMENSIONS: 265mm (H) / 297mm (W) / 445mm (D).

TECHNICAL INFORMATION

ATEX SPLITTER BOXES	
MODEL	LL-260
CODE	II 2 GD Ex de IIC T5 Gb Ex tb IIIC T90°C Db IP66 -20°C to +50°C
CERTIFICATE	Baseefa12ATEX0268
GAS	1 & 2
DUST	21 & 22



GAS ZONES
1 • 2



DUST ZONES
21 • 22



9.4KG INC CABLE



IP66



CABLE POWERED

ATEX CABLE REELS

LL-300

A RANGE OF CABLE REELS

PRODUCT INFORMATION

- Compact and solid hard rubber reel body with flat steel frame
- Internal brake which does not produce friction on reel body
- Fitted with ATX or CEAG plug and socket with 30m HOFR cable
- 110V or 230V input voltages
- Facilitates maintenance tasks
- Alternative voltage, plugs and sockets available on request



PRODUCT DIMENSIONS: 412mm (H) / 314mm (W) / 319mm (D).

TECHNICAL INFORMATION

ATEX CABLE REELS	
MODEL	LL-300
CODE	II 2 G Ex de IIC T6 -20°C to +40°C
CERTIFICATE	PTB03ATEX1186
GAS	1 & 2



GAS ZONES
1 • 2



12KG INC CABLE



IP54



CABLE POWERED

Ex EXPLAINED



The ATEX Equipment Directive 94/9/EC covers electrical and mechanical equipment for use in potentially explosive atmospheres within the EU. Only ATEX compliant equipment may be sold for use within the EU in explosive atmospheres. Both ATEX compliant equipment and Ex (does not comply with ATEX directive) are accepted in many territories throughout the rest of the World.

A ATEX MARKING

CE mark denotes manufacturers' declaration of product compliance to all relevant EU Directives 1180 = Number of Notified Body responsible for EU monitoring of production quality	Specific mark for Explosion Protection	Equipment Group (Mining)	Equipment Category (Mining)	Equipment Group (Industrial)	Equipment Category (Industrial)	Defines suitability of use of Group II equipment in gas and/or dust atmospheres

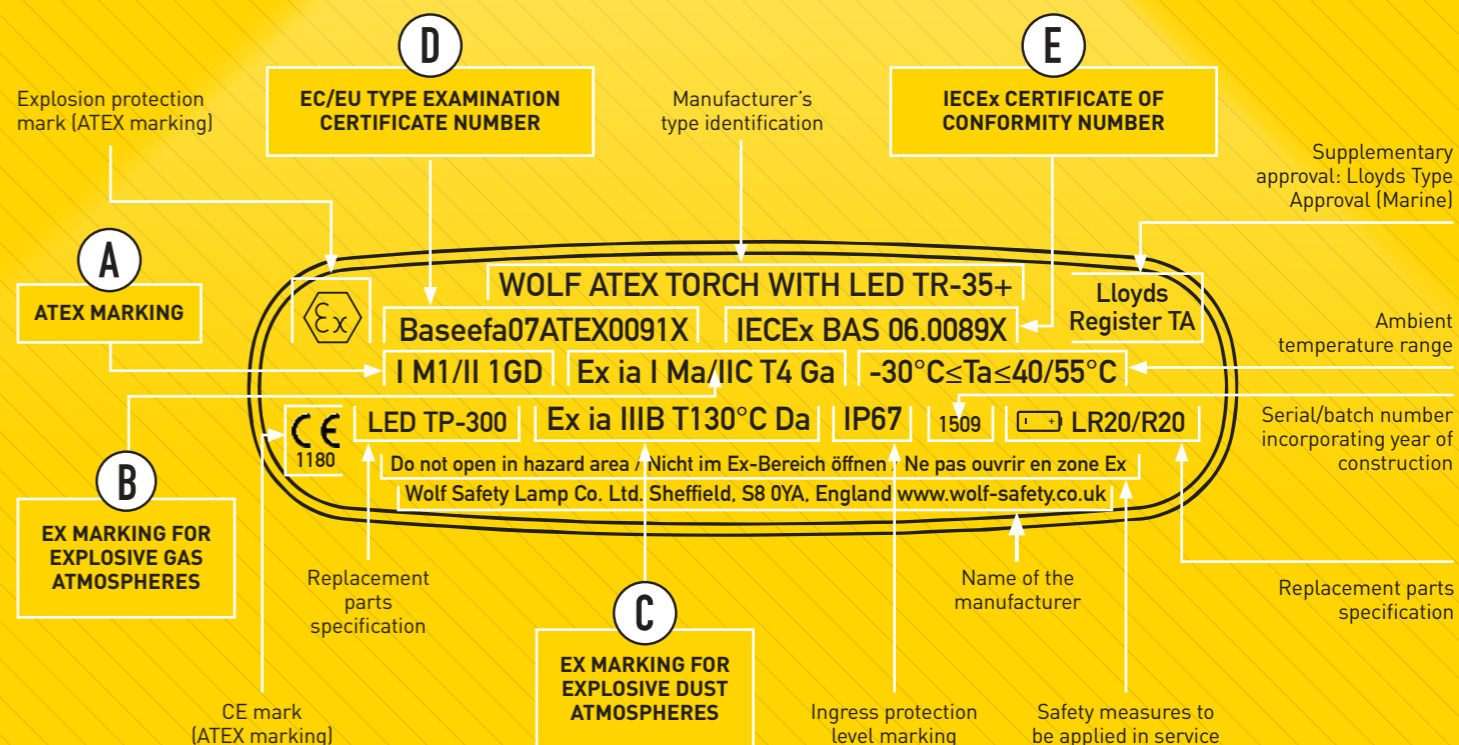
B ATEX EX MARKING FOR EXPLOSIVE GAS ATMOSPHERES TO EN60079

Explosion Protected Equipment	Protection Concept	Gas Group	Equipment Protection Level / Gas Group	Temperature Classification	Equipment Protection Level	Ambient Temperature Range	

Note: 'Ex' and Protection Concepts are not marked if a 'Technical File' from first principles is applied.

C EX MARKING FOR EXPLOSIVE DUST ATMOSPHERES TO EN60079-0

Explosion Protected Equipment	Protection Concept	Dust Group	Maximum Surface Temperature	Equipment Protection Level	Ingress Protection Level Marking



D EC/EU-TYPE EXAMINATION CERTIFICATE NUMBER

Specific mark for Explosion Protection	Notified body responsible for EC/EU-Type Examination (Test House)	Year Certificate Issued	ATEX Certificate	Serial Number	Certificate Number Suffix

X Suffix denotes special conditions of certification. U Suffix denotes Ex component approval

E IECEX CERTIFICATE OF CONFORMITY NUMBER

Specific mark for Explosion Protection	IECEX Certificate	ExCB - IECEX Certification Body	Year Certificate Issued	Serial Number

X Suffix denotes special conditions of certification. U Suffix denotes Ex component approval

GLOBAL RECOGNITION

Wolf has a well-developed network of experienced distributors around the world.
For more information visit www.wolf-safety.co.uk/distributors



Wolf Safety Lamp Company
Saxon Road Works, Sheffield S8 0YA, UK

T: +44 (0) 114 255 1051 F: +44 (0) 114 255 7988

E: info@wolf-safety.co.uk

www.wolf-safety.co.uk

SL079 Rev 1 DF474

This brochure is provided to aid in the selection of Wolf products for use in potentially explosive atmospheres. Information given is based on practice within the EU, as specified in the requirements of the 94/9/EC - 2014/34/EU ATEX (Equipment) Directive and the 99/92/EC ATEX (Workplace) Directive with further practice outlined for international use within the IECEx Scheme. It is the user's responsibility to ascertain if a particular product is safe and without risk to health and safety by virtue of its location in a hazardous area, i.e. classification of zones, gas groups, ignition temperatures, etc. Both the specifier and user should be thoroughly familiar with the standards mentioned in this guide. Whilst every care has been taken in the compilation of this document, the Company regrets that it cannot accept responsibility for any errors or omissions contained herein. Readers should not rely upon the information contained in this document without seeking specific safety advice and ensuring that their own particular circumstances are in accordance with the matters set out.