

DS6 & DS9 DECONTACTOR™ is a compact and waterproof plug and socket-outlet with integral switch for industrial purposes.

DS6 & DS9 DECONTACTOR™ complies with the following regulations and standards(a) :
European Directives Low Voltage and RoHS (affixing of CE marking), REACH European Regulation,
standards IEC/EN 60309-1, IEC/EN 60309-4, IEC/EN 60947-3 (dealing with the load breaking capacities AC-22 and AC-23), UL 1682, UL 2682 (USA),
CSA C22.2 N° 182.1-07 (Canada), GB/T 11918.1 (China).

DS6 & DS9 DECONTACTOR™ is certified by the following certification bodies:
LCIE (France), UL (USA), TR CU (Russia), CSA (Canada), CQC (China), Bureau Veritas Marine (DS9 only), MIL-S-901D (Military), SGBC (Singapore),
Intertek-RETIE (Colombia).

The use of DS6 & DS9 DECONTACTOR™ facilitates the compliance with:

- electrical machinery to the "Machinery" European Directive on isolating device, and to standard EN 60204-1 : Safety of machinery-electrical equipment of machines
- electrical installation:

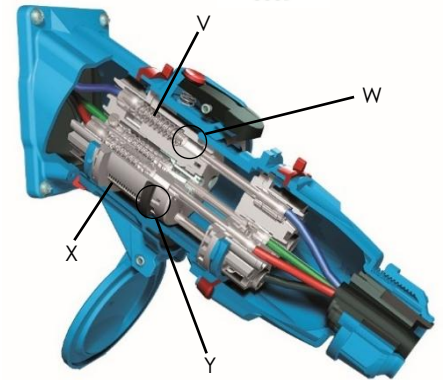
* to national regulations relating to the improvement of the safety and health of workers at work in France, Italy, Spain, Belgium,

* to installation standards : IEC 60364 (international), HD 60364 (European), NFPA 70 (USA) and NF C 15-100 (French) or other national transposition of IEC/HD 60364.




Intertek

General information		DS6	DS9
(b)	I_n	90 A	150 A
	U_{max} (V AC/V DC)	1000/1500	1000/1500
(c)	Frequency max. (Hz)	500 Hz	500 Hz
(d)	Number of contacts	4P+E	4P+E
(e)	Number of keying positions	24	24
	Connection (min - max): mm ²		
	Flexible conductors (Cu): main contacts	10 - 25	25 - 70
	Rigid/stranded conductors (Cu): main contacts	10 - 35	25 - 95
	Tightening torque - main contacts (Nm)	4 N.m	9 N.m
	Wiring lugs	Option	Option
	Icc: conditional short circuit current (kA)		
	with gG fuse	10 kA	10 kA
	with RK1 NTD fuse	100 kA	100 kA
Auxiliaries contacts			
	I_n	5 A	10 A
	U_{max} (V AC/V DC)	500/500	400/400
(f)	Number of auxiliaries / pilots contacts	4	6
	Connection (min - max): mm ²		
	Flexible wiring	2.2	2.2
	Tightening torque (Nm)		Pre-wired
Emploi comme connecteur selon IEC/EN 61984: I_n			
		90 A	150 A
	U_{max}	1000 V AC	1000 V AC
		1500 V DC	1500 V DC
Breaking as plug and socket-outlet according to IEC/EN 60309-1			
(g)	I_n (A) - U_{max} (V AC)	63 - 1000	125 - 1000
		90 - 690	150 - 690
Other breaking as switch according to IEC/EN 60947-3			
(g)	Category AC-22A : I_n (A) - U_{max} (V AC)	63 - 690	150 - 600
(g)	Category AC-23A : I_n (A) - U_{max} (V AC)	90 - 400	100 - 440
Breaking as plug and socket-outlet according to UL 2682			
	Power (240 VAC - 3Ø) (hp)	50 hp	75 hp
Increase of DC load-breaking capacity (contacts in series)			
		Option	Option
Number of operations			
	According to IEC/EN 60309-1 : Cos(Φ) 0,6	2000	500
	According to UL 2682 : Cos(Φ) 0,75	6000	6000
Isolating distance (mm)			
		17 mm	18 mm
Thermal features			
	Temperature of use mini/maxi (°C)	-40/+60°C	-40/+60°C
	Storage temperature mini/max: (°C)	-40/+80 °C	-40/+80 °C
	Maximal temperature rise (Kmax)	37 K	33 K
	Time constant (to reach 63 % of Kmax)	26 mn	42 mn



V : Contact spring
X : Ejection spring

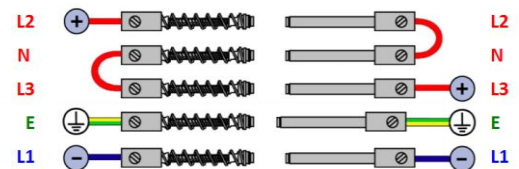
W : Arc chamber
Y : Ejection ring



Contacts with silver nickel alloy tips (Ag/Ni : 85/15)

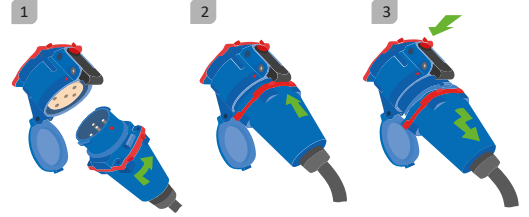


Spring assisted terminal:
Stainless steel ring



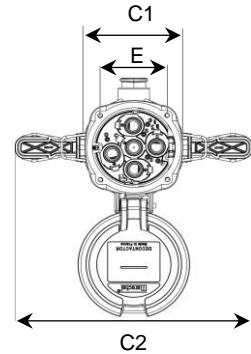
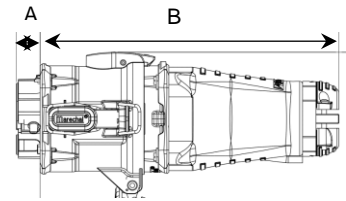
Contacts in series

Mechanical features		DS6	DS9
(h)	Watertightness : connected device		
	Metal enclosure	IP66/IP67/IP69	
	Insulating enclosure	IP66/IP67/IP69	
(h)	Watertightness: lid/cap closed		
	Metal enclosure	IP66/IP67/IP69	
	Insulating enclosure	IP66/IP67/IP69	
(h)	Watertightness : socket-outlet with lid/cap opened	IP4X	
(i)	IK		
	Metal enclosure	IK10	IK10
	Insulating enclosure	IK09	IK09
	Retaining/releasing device	Red release button	
(i)	Casing		
	Metallic	Copper free aluminum	
	Insulating	GRP (poly)	
	Standard color	MARECHAL® Blue	
	Other colors	On request	
	Vibrations resistance	✓	✓
	Resistance to chemical agents		
	Metal enclosure	✓	✓
	Insulating enclosure	Contact us	
	Protection against UV (according to UL 746C or equivalent)	f1	f1
	Salt mist resistance		
	Metal enclosure	Contact us	
	Insulating enclosure	> 50 000 h	
	Screws and bolts	Stainless steel	
	Weight of inlet without accessory (≈)	0.7 kg	1.4 kg
	Weight of socket-outlet without accessory (≈)	1.2 kg	2.3 kg
Main options			
	Socket-outlet opening up to 180°	Included	Included
	Self-returning lid	IP40	IP40
	Inlet cap	IP66/IP67	IP66/IP67
	Self-returning inlet lid	IP55	
	Locking / padlocking	✓	✓
	Screw locking		✓
(k)	Automatic self-ejection	✓	✓
	Larger release button ("STOP")		
	Metal enclosure	Contact us	
	Insulating enclosure	> 50 000 h	> 50 000 h
	Finger draw plates	✓	
(l)	Electromagnetic compatibility (EMC)	✓	✓
Mounting accessories			
	Poly sleeve: angle (°)	30/70	30
	Metal sleeve: angle (°)	0/30/70	0/30/70
	Poly box: angle (°)	30	
	Metal box: angle (°)	20	
	Poly box + poly sleeve: angle (°)	70	
	Metal box + poly sleeve: angle (°)	30	30
	Metal box + metal sleeve: angle (°)	0/30/70	0/30/70
	Poly straight handle with built-in cable gland: range take (mm)	13 - 35	
	Elastomer straight handle with built-in cable gland: range take (mm)		18 - 49
	Threaded poly straight handle	M32 - M50	M50 - M63
	Threaded metal straight handle	M25 - M50	M32 - M63
	Poly straight handle + separated poly cable gland: range take	14 - 38	14 - 48
	Metal straight handle + separated metal cable gland: range take (mm)	8 - 44	15 - 48
Spare parts			
	Inlet or socket-outlet interior moulding	✓	✓
	Inlet or socket-outlet contacts	✓	✓
	Inlet or socket-outlet colored gasket	✓	✓
	Inlet or socket-outlet casing	✓	✓
	Socket-outlet casing gasket	✓	✓
Catalog: Web link		Click !	Click !



Dimensions

mm	DS6		DS9	
	GRP	Metal	GRP	Metal
A	25	25	27	27
B	207	241	313	299
C1	98	98	126	140
C2			322	322
E	66	66	81	81




Finger draw plate



Locking pin for 2 padlocks

Poly straight handle with built-in cable gland

5-layer bushing



- (a) European Regulation REACH: registration, evaluation, authorisation and restriction of chemicals
 - IEC/EN 60309-1 : "Plugs, socket-outlets and couplers for industrial purposes – Part 1: General requirements"
 - IEC/EN 60309-4 : "Plugs, socket-outlets and couplers for industrial purposes – Part 4: Switched socket-outlets and connectors with or without interlock"
 - IEC/EN 60947-3 : "Low-voltage switchgear and controlgear – Part 3: Switches, disconnectors, switch-disconnectors and fuse-combination units"
 - IEC/EN 61984 : "Connectors – Safety requirements and tests"
 - UL 1682 : "Plugs, Receptacles, and Cable Connectors of the Pin and Sleeve Type"
 - UL 2682 : "Outline of Investigation for Switch-Rated Plugs and Receptacles"
 - CSA C22,2 No 182,1-07 : "Plugs, Receptacles, and Cable Connectors of the Pin and Sleeve Type"
 - GB/T 11918.1 : "Plugs, socket-outlets and couplers for industrial purposes – Part 1: General requirements"
- (b) In : Rated current as defined by the manufacturer
- (c) Other frequency: contact us
- (d) Contacts with silver-nickel tips (Ag/Ni 85/15)
- (e) Number of voltage / frequency / grid, keying positions
- (f) Auxiliaries contacts are located on the plug and socket-outlet sides. Pilot contacts are only located on the socket-outlet side
- (g) For direct current applications : contact us
- (h) IP : Degrees of protection provided by enclosures (IEC/EN 60529)
- (i) IK : Degrees of protection provided by enclosures against mechanical impacts (IEC/EN 62262)
- (j) GRP : Glass-reinforced technical plastic
- (k) Option available for metal version only
- (l) Suitable for EMC environments: use of metallic housings and accessories, and cable gland with shielding recovery