

XB8 0.5 joule xenon beacons range

Intrinsically safe (Ex ia), weatherproof



Overview

This range of ruggedised, intrinsically safe and weatherproof beacons, intended for use in potentially explosive atmospheres, have been designed with high ingress protection to cope with the harsh environmental conditions found offshore and onshore in the oil, gas and petrochemical industries. The unit is available in 12V and 24V versions and for gas groups IIB or IIC. A lower cost, uncertified version is available.

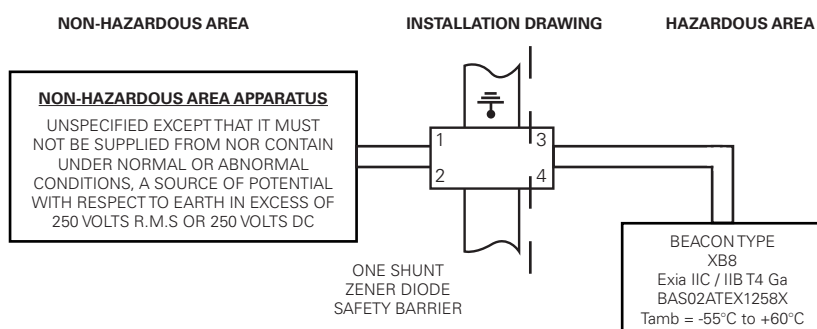
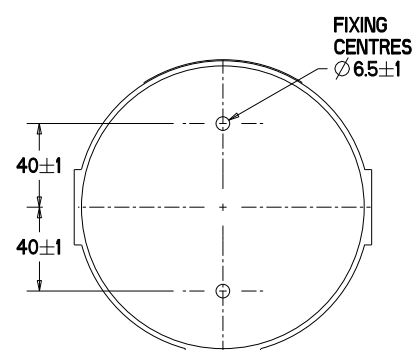
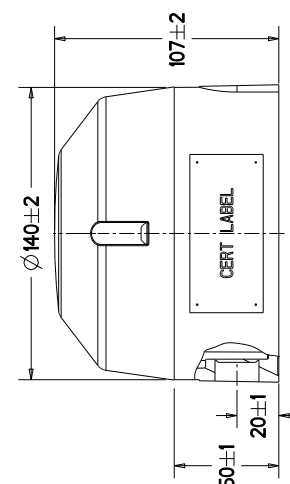
Features

- Zones 0, 1, 2 & safe area use
- Ex ia IIB/IIC T4
- ATEX approved, Ex II 1G
- BASEEFA certified
- IECEx certified Ga
- TR CU certified
- IP66 & IP67
- Certified temperature: -55°C to +60°C
- Corrosion resistant GRP body
- High intensity flash
- Clear polycarbonate lens
- Retained stainless steel cover screws
- Encapsulated electronics



Certifications	
ATEX Ex ia	Cert. no. BAS00ATEX1258X Certified to: EN60079-0, EN60079-11 Ex II 1G, Ex ia IIB/IIC T4 Ga. System cert. no. Baseefa13Y0230
IECEX Ex ia	Cert. no. IECEX BAS 10.0111X Certified to: IEC60079-0, IEC60079-11 Ex ia IIB/IIC T4 Ga
TR CU Ex ia	0Ex ia IIB/IIC T4 Ga Russian Fire Approved
ABS	American Bureau of Shipping Type Approval
Specifications	
Material	UV stable glass reinforced polyester body Clear polycarbonate cover/lens Retained stainless steel cover screws
Finish	Painted red as standard or to customer specification
Tube energy	IIB version 0.5 Joules IIC version 0.4 Joules
Weight	1.4 kg
Certified temp	-55°C to +60°C
Ingress protection	IP66 & IP67
Tube life	>1 x 10 ⁶ flashes
Voltage	12V or 24V via suitable barrier
Current consumption	24V IIB model – 71mA max. nominal 24V IIC model – 55mA max. nominal 12V IIB & IIC models – 52mA max. nominal
Tube type	Xenon discharge
Lens colour	Clear as standard. Coloured options available
Terminals	8 x 2.5mm ²
Flash rate	1 flash per second
Labels	Duty and tag labels optional
Cable entries	Up to 3 x M20 via knockouts

General arrangement drawing (all dimensions in mm)



Note: Refer to unit instruction sheet for full installation drawings
Refer to technical manual/system certificate for suitable safety devices

Ordering requirements

The following code is designed to help in selection of the correct unit. Build up the reference number by inserting the code for each component into the appropriate box

Model	Certification	Voltage	Lens colour	Label	Finish																																								
XB8																																													
	<table border="1"> <thead> <tr> <th>Certification</th> <th>Code</th> </tr> </thead> <tbody> <tr><td>ATEX IIB</td><td>BB</td></tr> <tr><td>ATEX IIC</td><td>BC</td></tr> <tr><td>IECEX IIB</td><td>JB</td></tr> <tr><td>IECEX IIC</td><td>JC</td></tr> <tr><td>TR CU IIB</td><td>GB</td></tr> <tr><td>TR CU IIC</td><td>GC</td></tr> </tbody> </table>	Certification	Code	ATEX IIB	BB	ATEX IIC	BC	IECEX IIB	JB	IECEX IIC	JC	TR CU IIB	GB	TR CU IIC	GC	<table border="1"> <thead> <tr> <th>Voltage</th> <th>Code</th> </tr> </thead> <tbody> <tr><td>12Vdc</td><td>012</td></tr> <tr><td>24Vdc</td><td>024</td></tr> </tbody> </table>	Voltage	Code	12Vdc	012	24Vdc	024	<table border="1"> <thead> <tr> <th>Lens colour</th> <th>Code</th> </tr> </thead> <tbody> <tr><td>Clear (standard)</td><td>C</td></tr> <tr><td>Special</td><td>S*</td></tr> </tbody> </table> <p>*Please specify</p>	Lens colour	Code	Clear (standard)	C	Special	S*	<table border="1"> <thead> <tr> <th>Label</th> <th>Code</th> </tr> </thead> <tbody> <tr><td>None</td><td>N</td></tr> <tr><td>Duty</td><td>D*</td></tr> <tr><td>Tag</td><td>T*</td></tr> </tbody> </table> <p>*Please specify wording</p>	Label	Code	None	N	Duty	D*	Tag	T*	<table border="1"> <thead> <tr> <th>Finish</th> <th>Code</th> </tr> </thead> <tbody> <tr><td>Painted red</td><td>R</td></tr> <tr><td>Special</td><td>S*</td></tr> </tbody> </table> <p>*Please specify</p>	Finish	Code	Painted red	R	Special	S*
Certification	Code																																												
ATEX IIB	BB																																												
ATEX IIC	BC																																												
IECEX IIB	JB																																												
IECEX IIC	JC																																												
TR CU IIB	GB																																												
TR CU IIC	GC																																												
Voltage	Code																																												
12Vdc	012																																												
24Vdc	024																																												
Lens colour	Code																																												
Clear (standard)	C																																												
Special	S*																																												
Label	Code																																												
None	N																																												
Duty	D*																																												
Tag	T*																																												
Finish	Code																																												
Painted red	R																																												
Special	S*																																												



**THORNE &
DERRICK
INTERNATIONAL**

Thorne & Derrick
+44 (0) 191 410 4292
www.powerandcables.com