

Intrinsically Safe (Ex ia), Weatherproof



Features

- Zones 0, 1, 2 and safe area use.
- Ex ia IIB/IIC T4.
- ATEX approved Ex II 1G.
- Weatherproof uncertified version.
- BASEEFA certified.
- CUTR certified.
- IP66 & IP67.
- Certified temperature: -55°C to +70°C.
- Corrosion resistant red painted GRP.
- Up to 110 dB(A) output.
- 27 tones, user selectable.
- Tones comply with UKOOA/PFEER guidelines.
- Any two tones may be switched by the external voltage supply.
- Retained stainless steel cover screws.

Introduction

This range of ruggedised, intrinsically safe and weatherproof sounders, intended for use in potentially explosive atmospheres, has been designed with high ingress protection to cope with the harsh environmental conditions found offshore and onshore in the oil, gas and petrochemical industries.

The unit is available in 12V and 24V versions and for gas groups IIB or IIC.

A lower cost, uncertified version is available for use in non-explosive atmospheres.



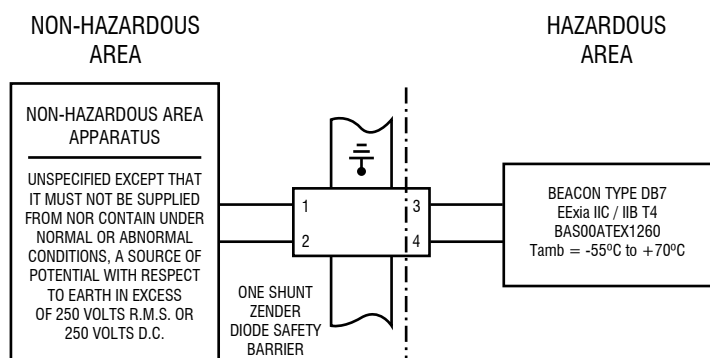
**THORNE &
DERRICK**
INTERNATIONAL

Thorne & Derrick
+44 (0) 191 410 4292
www.powerandcables.com

Certification and Specification

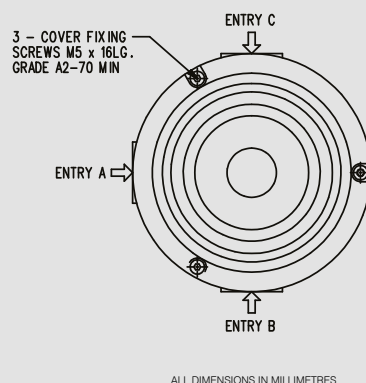
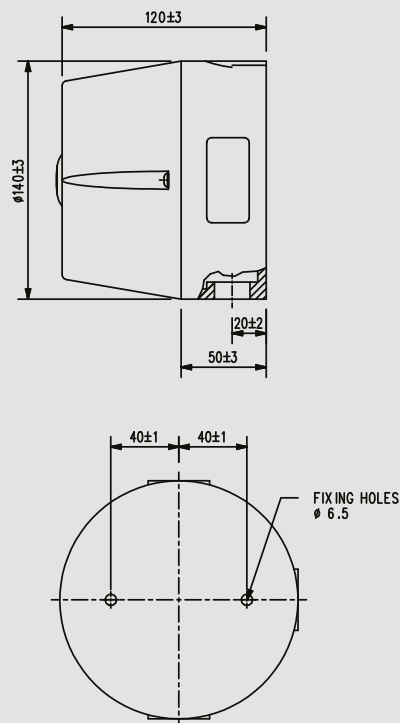
ATEX EEx ia:	Cert. no. BAS00ATEX1260X. (Apparatus) Cert. no. 96D2362. (System) Certified to: EN50014, EN50020, EN50039. Ex II 1G, EEx ia IIC T4. Ex II 1G, EEx ia IIB T4.
CUTR EEx ia:	0Ex ia IIC T4. 0Ex ia IIB T4. Russian Fire Approved.
Material:	UV stable glass reinforced polyester. Retained stainless steel cover screws.
Finish:	Painted red as standard or to customer specification.
Voltage:	12V or 24V via suitable barrier.
Current Consumption:	24V models 34mA – 68mA. 12V models 25mA – 55mA.
Sound Output:	107 ± 3dB(A) at 1 metre for 12V and 24V IIB versions. 103 ± 3dB(A) at 1 metre for 12V and 24V IIC versions. Typical value only – variable with tone.
Tone Selection:	Switchable between any two of the 27 tones by reversing the polarity of the supply.
Certified Temp:	–55°C to +70°C.
Weight:	1.0 kg.
Ingress Protection:	IP66 & IP67.
Entries:	Up to 3 x M20 via knockouts.
Terminals:	8 x 2.5mm ² .
Labels:	Duty and tag labels available.

INSTALLATION DRAWING



REFER TO TECHNICAL MANUAL FOR SUITABLE BARRIERS

NOTE: REFER TO UNIT INSTRUCTION SHEET FOR FULL INSTALLATION DRAWING



Ordering Requirements

The following code is designed to help in selection of the correct unit. Build up the reference number by inserting the code for each component into the appropriate box.

Model	Certification	Voltage	Labels	Finish																																
DB7P																																				
	<table> <tr> <th>Certification</th> <th>Code</th> </tr> <tr> <td>Uncertified</td> <td>W</td> </tr> <tr> <td>ATEX/CENELEC IIB</td> <td>BB</td> </tr> <tr> <td>ATEX/CENELEC IIC</td> <td>BC</td> </tr> <tr> <td>CUTR IIB</td> <td>GB</td> </tr> <tr> <td>CUTR IIC</td> <td>GC</td> </tr> </table>	Certification	Code	Uncertified	W	ATEX/CENELEC IIB	BB	ATEX/CENELEC IIC	BC	CUTR IIB	GB	CUTR IIC	GC	<table> <tr> <th>Voltage</th> <th>Code</th> </tr> <tr> <td>12V</td> <td>012</td> </tr> <tr> <td>24V</td> <td>024</td> </tr> </table>	Voltage	Code	12V	012	24V	024	<table> <tr> <th>Label</th> <th>Code</th> </tr> <tr> <td>Duty</td> <td>D*</td> </tr> <tr> <td>Tag</td> <td>T*</td> </tr> <tr> <td>None</td> <td>N</td> </tr> </table> <p>* Please specify wording.</p>	Label	Code	Duty	D*	Tag	T*	None	N	<table> <tr> <th>Colour</th> <th>Code</th> </tr> <tr> <td>Painted Red</td> <td>R</td> </tr> <tr> <td>Special</td> <td>S*</td> </tr> </table> <p>*Please specify.</p>	Colour	Code	Painted Red	R	Special	S*
Certification	Code																																			
Uncertified	W																																			
ATEX/CENELEC IIB	BB																																			
ATEX/CENELEC IIC	BC																																			
CUTR IIB	GB																																			
CUTR IIC	GC																																			
Voltage	Code																																			
12V	012																																			
24V	024																																			
Label	Code																																			
Duty	D*																																			
Tag	T*																																			
None	N																																			
Colour	Code																																			
Painted Red	R																																			
Special	S*																																			