

## Electrical Component Protection Solutions



**Appleton™ Contactors and Motor Starters**  
Electrical control products engineered to increase production efficiencies.





## Superior Electrical Apparatus Protection and Control

Avoid downtime and keep the process flowing with our full line of contactors and motor starters.

Pumps, motors and lighting systems are critical parts of the process in oil exploration, refining and transportation. Appleton contactors and motor starters by Emerson provide safe and efficient control and protection of such systems in hazardous locations. NEC and CEC certified solutions ensure material keeps flowing even in wet and corrosive environments. From traditional explosionproof cast enclosures to flameproof PlexPower™ enclosures, Emerson's range of designs, materials and options provide the flexibility to meet any of your application requirements.

Rely on the protection, durability, ease of installation and low maintenance costs provided by Appleton Contactors and Motor Starters.

# Contactors and Motor Starters Selection Guide



Product Series	PlexPower™	AEB	AELB	ES
<b>Rating/ Certification</b>	NEC/CEC: <ul style="list-style-type: none"> <li>• Class I, Division 2, Groups B, C, D</li> <li>• Class I, Zone 1</li> <li>• Class II, Division 2, Groups F, G (W/Out Breather/ Drain)</li> <li>• Class III (W/Out Breather/Drain)</li> </ul>	NEC/CEC: <ul style="list-style-type: none"> <li>• Class I, Division 1 and 2, Groups B, C, D</li> <li>• Class I, Zone 1 and 2, Groups IIB+H<sub>2</sub></li> <li>• Class II, Division 1 and 2, Groups E, F, G</li> <li>• Class III</li> </ul>	NEC: <ul style="list-style-type: none"> <li>• Class I, Division 1 and 2, Groups C, D</li> <li>• Class I, Zone 1 and 2, Groups IIB</li> <li>• Class II, Division 1 and 2, Groups E, F, G</li> <li>• Class III</li> </ul>	CEC: <ul style="list-style-type: none"> <li>• Class I, Groups B, C, D</li> <li>• Class II, Groups E, F, G</li> <li>• Class III</li> </ul>
<b>Enclosure Type</b>	Stainless Steel	Cast Aluminum	Cast Aluminum	Cast Aluminum/ Stainless Steel
<b>Enclosure Rating</b>	Type 4X	Type 4X	Type 4X	3R
<b>Starter NEMA Size</b>	NEMA 0-1	NEMA 0-5	NEMA 0-5	NEMA 0-5
<b>Maximum Horse Power</b>	10	200	200	200
<b>Maximum Amperage Rating</b>	125	400	400	600
<b>Short Circuit</b>	10K	10K	65K	10K
<b>Number of Starters</b>	1-4	1	1	1
<b>Certification Agency</b>	UL, cCSAus	UL, cCSAus	UL	CSA
<b>Factory Sealed</b>	Yes	No	No	No



# PlexPower™ Contactor and Motor Starter




## Overview

Appleton PlexPower Factory Sealed, full voltage contactors and starters provide disconnecting means, circuit protection, and motor running protection. These combination and non-combination contactors and starters are available with single and multiple contactors and starters. Designed for use in areas where hazardous materials are handled or stored.

## Features

- No external conduit or cable seals required thus making installations faster, easier, and less costly.
- Individual breaker, contactor and motor starter housings to minimize the downtime and costs associated with maintenance in hazardous locations.
- Accommodate non-proprietary off-the-shelf breakers, contactors and motor starters, making replacements readily available from multiple sources.
- Standard configurations feature Schneider™ TeSys™ N Series contactors.
- The lighter weight stainless steel contactor and motor starter enclosure with quarter turn latches, can be quickly opened in the field for easier servicing.
- For multiple contactor or motor starter panels, each contactor or motor starter can be individually padlocked in either the “On” or “Off” position.
- For contactor only options, only resistive loads are supported.
- Ground and/or neutral bars provided as standard.
- External/internal ground lug provided as standard.
- Drain/breather provided as standard.
- Gland plate at the bottom of enclosure can be easily field punched for cable or conduit entries. Additional gland plates available for sides and top can be ordered.
- Standard configuration includes external actuation.

# AEB Series Bolted Motor Starters and Contactors




## Overview

Suited for hazardous and wet environments, the Appleton AEB Series delivers our explosionproof, dust-ignitionproof and watertight engineering capabilities into bolted, full voltage motor starter configurations. These starters offer the most robust power handling features and capacity available for combination and non-combination needs. The Appleton AEB is formed from copperfree aluminum with stainless steel hardware and mounts components on a galvanized steel removable pan.

## Features

- Copperfree cast aluminum.
- Precision machined flame path between box and cover.
- Bolt on slotted mounting feet.
- Stainless steel, captive Quad-Lead® cover bolts (disengage in 1-1/2 turns).
- External stainless steel breaker operating handle.
- Ground lug package and installation instructions for termination of ground wire included.
- Four point control terminal block, NEMA 1B with wire markers.
- Breaker operators can be locked in the “ON” or “OFF” position (combination starters only).
- Four plugged 3/4” NPSM outlets drilled and tapped for control devices.
- Standard outlets top and bottom.
- Plugged 1/2” outlets top and bottom for optional breather/drain.
- Components are mounted on a galvanized steel removable pan.
- Enclosures are designed to accept Cutler-Hammer™, or Square D™ motor starters/circuit breakers.
- O-ring gasket insures watertight integrity.

# AELB Series 65 kAIC Bolted Motor Starters and Contactors




## Overview

Explosionproof, dust-ignitionproof, watertight Appleton AELB Series 65 kAIC bolted molded case circuit breakers are the highest interrupt rated enclosure in the industry. Designed for overload and short circuit protection and control of motors. They are ideal for use in areas where hazardous materials are handled or stored.

## Features

- 65,000 AIC. Highest interrupt rated enclosure in the industry.
- Copperfree cast aluminum.
- Precision machined flame path between box and cover.
- Bolt on slotted mounting feet.
- Stainless steel, captive Quad-Lead® cover bolts (disengage in 1-1/2 turns).
- External stainless steel breaker operating handle.
- Ground lug package and installation instructions for termination of ground wire included.
- Four point control terminal block, NEMA 1B with wire markers.
- Breaker operators can be locked in the “ON” or “OFF” position (combination starters only).
- Four plugged 3/4” NPSM outlets drilled and tapped for control devices.
- Standard outlets top and bottom.
- Plugged 1/2” outlets top and bottom for optional breather/drain.
- Components are mounted on a galvanized steel removable pan.
- Enclosures are designed to accept Cutler-Hammer™, or Square D™ motor starters/circuit breakers.
- O-ring gasket insures watertight integrity.

# ES Bolt-On Series Line Starter Enclosures



## Overview

Explosionproof, dust-ignitionproof Appleton ES Bolt-On Series line starters combine thermal magnetic circuit breakers and magnetic motor starters to provide across the line starting and stopping of polyphase AC motors, branch circuit protection, disconnect means, and motor running overcurrent protection. The Bolt-On Series incorporates compact, ruggedly built enclosures with hinged, removable covers secured by stainless steel bolts.

## Features

- Precision machined flame path between box and cover.
- All starters are 3-pole and equipped with overload protection.
- Optional accessories provided for start-stop control, either remotely or on the enclosure.
- Removable hinged cover with captive, hex head bolts allow fast, easy release of cover with a few turns on each.
- Covers are hinged on left side and are removable. Provides easy access to interior for installation and maintenance. The hinged cover may be left in place to help protect the explosionproof machined surface during routine maintenance.
- Breaker handles are rugged and positive operating. The breaker actuator is designed to self-locate on the breaker handle. This unique feature prevents damage to the breaker toggle if the door is closed without aligning handle with breaker toggle position.
- Enclosures have two tapped and plugged openings in the cover (3/4" N.P.S.M.) for installation of push buttons, pilot lights, selector switches and other accessories.
- Accessories may be factory or field installed.
- Compact enclosure design. Four removable mounting lugs have pear shaped holes, permitting easy installation for rack or individual mounting.
- Standard conduit openings are located top and bottom.
- Plugged 1/2" outlets top and bottom for optional breather/drain.
- Interior components are mounted on easily removable pan. Complete removal of this assembly gives full access to enclosure interior for wire pulling.

The world's leading manufacturing and process facilities turn to Emerson as the trusted source of electrical products.



THORNE &  
**DERRICK**  
INTERNATIONAL

Thorne & Derrick  
+44 (0) 191 410 4292  
[www.heatingandprocess.com](http://www.heatingandprocess.com)



**CONSIDER IT SOLVED™**