

SX EX ELECTROMAGNETIC LOCK SX-LS-P7XXXXA

PRODUCT OVERVIEW:

The SX EX ELECTROMAGNETIC LOCK also known as the SX EX MAGLOCK is a member of our unique SX product family, which has been specifically designed for use in harsh hazardous (Ex) environments.

This unique certified device works with both our door controller and access products or with third party ACU systems to provide a highly effective security solution for access control in Ex classified hazardous areas Zones 1, 2, 21 & 22.

Features:

Developed For SecurEx Technology Ltd and Manufactured by our partner company, Wath Group Ltd the unique Ex Electromagnetic Door Lock has been specifically designed to be a true 'Ex Certified' Security Locking product.

Designed with both 'form and function' in mind, the lock is manufactured from a single solid mono-block of 316 stainless steel and is supplied as standard factory fitted with a 5 meter multi-core cable.

Engineered to withstand loads of up to **550kgf** or **1200lbs**. The unit may be fitted to a wide variety of door configurations including left or right handed and in or outward opening doors by using the appropriate approved matching brackets (sold separately). Cabling can also exit to either the right or the left hand side as required to suit the installation as the unit can be fitted in any orientation.

The lock is available in a choice of 12 or 24 VDC versions and is provided with a special door Armature (Keeper unit), which includes a door status magnet.



incorporating door status monitoring with changeover contacts as standard, when used as part of an integrated access control solution this product can provide both enhanced safety and security for personnel. The fully sealed IP 66/67* unit is suitable for use in on-shore and off-shore environments.
**(1 Meter for 30 Minutes in fresh water).*

For high security applications, the product has been designed with special versions available providing either 'Grade 2' (SEOL)** or 'Grade 3' (TEOL)** door status, anti-tamper and product fault monitoring.
*** (Configuration only available on special request).*

Documentation & Approvals:

The SX Magnetic Door Lock is provided as standard with a documentation pack including Operation, Installation & Maintenance Guide (OIMG) & copies of all appropriate certifications.

- **ATEX** - ExVeritas 17ATEX0289X
- **IECEX** - EXV 17.0018X Issue No. 2

STDFS – STANDARD FACTORY SPECIFICATION
Part No. SX-LS-P721111A

TECHNICAL SPECIFICATIONS



Dimensions & Weight

Electromagnetic Lock

- Dimensions 40.0 x 62.0 x 265.0 (HxWxD)
- Weight Approx. 5.00Kg

Magnet Armature

- Dimensions 18.0 x 62.0 x 265.0 (HxWxD)
- Weight Approx. 2Kg

(Actual Size and Weight may vary iteration dependent).

Enclosure Material

Stainless Steel

- A4 Stainless

(Actual Grade may be equal or greater than A4 stainless. A2 may be used if Pickling and Passivation techniques are applied supply dependent).

Mounting Detail

Electromagnetic Lock

- M6 Mounting Point (x4)
- M4 External Earth Point (x1)

Magnet Armature

- 4 x M6 Mounting Points (x4)

(External Earth Point fitted with M4 bolt, M4 external serrated lock washer).

Approved mounting systems

- SX-LS-M70101A - L BRACKET
- SX-LS-M70201A - Z BRACKET
- SX-LS-M704XXA - S BRACKET



(SecurEx Approved mounting systems are required to maintain product warranty. S bracket is a custom mounting system on special request).

Ambient Temp Range & T-Class

- (1) -40 °C ... +45 °C (T6)
- (2) -40 °C ... +60 °C (T5) - **STDFS**

(Temperature range to be specified at point of order).

Ex Marking / Certification

-  II 2G Ex mb IIC T6/5 Gb
-  II 2D Ex mb IIC T85/100°C Db
- IECEx Ex mb IIC T6/5 Gb
- IECEx Ex mb IIC T85/100°C Db

Approvals

- ExVeritas 17ATEX0289X
- IECEx EXV 17.0018X Issue No. 2

STDFS – STANDARD FACTORY SPECIFICATION

Part No. SX-LS-P72111A

Ideal Maximum Holding Force

- ~550 kgf. (5500N)
- ~1200 lbs.

(Magnet holding force is reduced by increasing AC-ripple in DC supply 0...max. 25%).

IP Protection

- IP 67 - 1 Meter for 30 Minutes in fresh water.

Electromagnet Power Requirements

- (1) 12V DC (13.2 Vmax 1A Fused) - **STDFS**
- (2) 24V DC (26.4 Vmax 0.5A Fused)

(Supply reequipments to be specified on order)

Warranty

Factory Warranty

- 18 Months

(Warranty begins at the point of Factory Dispatch).

Switching Systems

- (1) **SPCO Contact [S0] - STDFS**

(System specified on order, additional Configurations only available on special request).

Switching Electrical Characteristics

- SPCO CONTACT - Max. 0.5A
- SPCO CONTACT - Max. 10W

(Please refer to product certification label)

Operation Life Cycles - MTBF

- >1 million operations (Mechanical)
- 10⁶ operations (Electrical)

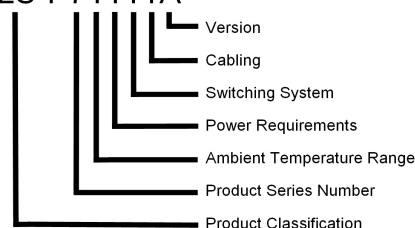
User Cabling

- (1) **5m - STDFS**
- (2) 10m
- (3) 15m
- (4) 15m
- (5) 25m

(The braid protected multi-core user cable supplied has an individual conductor core size of 0.5mm² or Greater. Depending on product variant the core count is between 2-6 Cores + Earth).

Part No. Product Key

SX-LS-P71111A



THORNE &
DERRICK
INTERNATIONAL

Thorne & Derrick
+44 (0) 191 410 4292
www.heatingandprocess.com