

# WARRIOR SPI LED Industrial High Power Floodlight



## Power and Performance

High lumen output up to 34,000 lumens and a range of beam patterns to effectively light up large open areas such as service yards.



## Robust and Durable

Robust and durable construction from marine grade aluminium and with a wide operating temperature for even the most challenging conditions.



## Retrofittable and Modular

Designed to directly replace traditional discharge light sources up to 400W SON. The modular design allows easy access to key components and the ability to mount the PSU remotely (contact Raytec for details).



## Controllable

DALI 2.0 Dimmable as standard for precise and flexible control of lighting assets.

## 5 YEAR WARRANTY

All Raytec luminaires are provided with an industry leading 5 year warranty and have an expected useful life in excess of 10 years. See Warranty Statement for details.



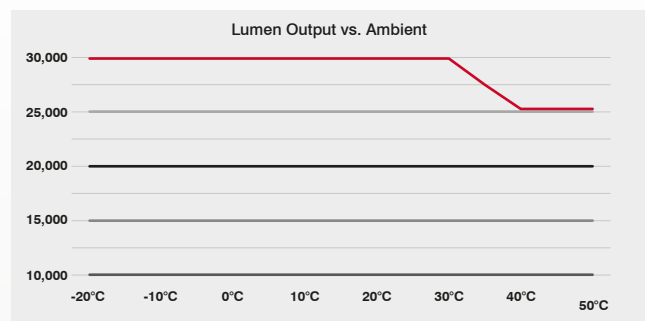
# Technical Specifications

Electrical	20K	25K	30K
Input	150-264V 50/60Hz AC/DC 110V variant available - please contact Raytec		
Power	200W	250W	300W
Termination	Incoming terminal block suitable for looping 4 core 4mm <sup>2</sup> cable (6mm <sup>2</sup> available - POA)		
Power Factor	>0.95		
Cable Entries	2xM20 as standard (other entries available upon request), dispatched complete with one blanking plug		

Optical	20K	25K	30K
Beam Patterns	30° x 30° or 60° x 60° or 90° x 90°		
Lumen Output (Up to)	22,971lm	28,713lm	34,456lm
LED Type	Platinum Elite SMT LEDs		
Number of LEDs	24		
CRI	70+		
Colour Temperature	5,700K		
Automatic Thermal Cutback Feature	Refer to the graph below		

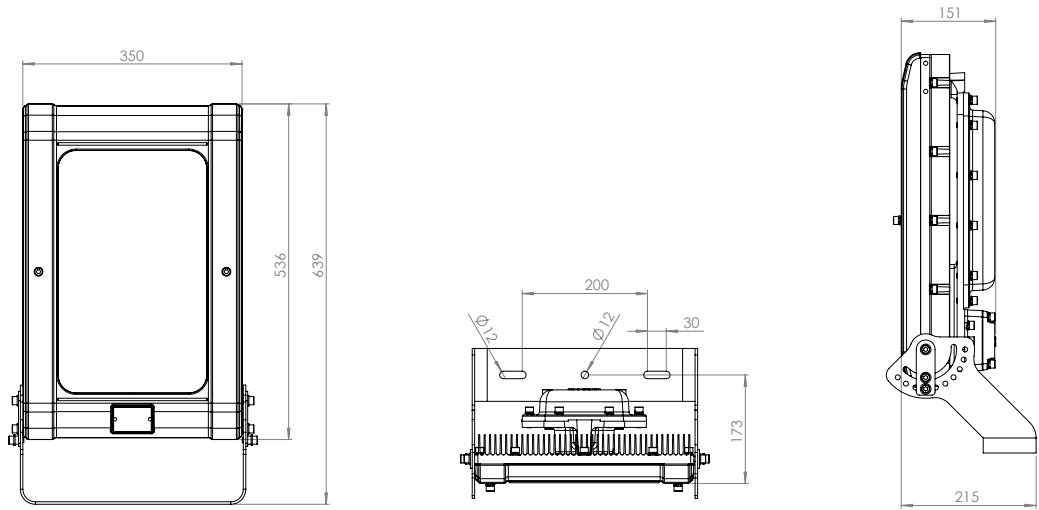
Mechanical	20K	25K	30K
Burning Position	Universal		
IP Rating	IP66		
Temperature Range	-50°C to +50°C		
Weight	23.5kg (51.8lbs)		
Enclosure	Marine grade aluminium epoxy powder coated, toughened glass, all external fasteners and brackets are marine grade stainless steel		
Unit Colour	Silver (RAL 9006)		
Dimensions	639 x 350 x 215mm (25.2 x 13.8 x 8.5")		
Mounting	Stirrup bracket (see dimension drawings on Page 3)		

## Automatic Thermal Cutback Feature

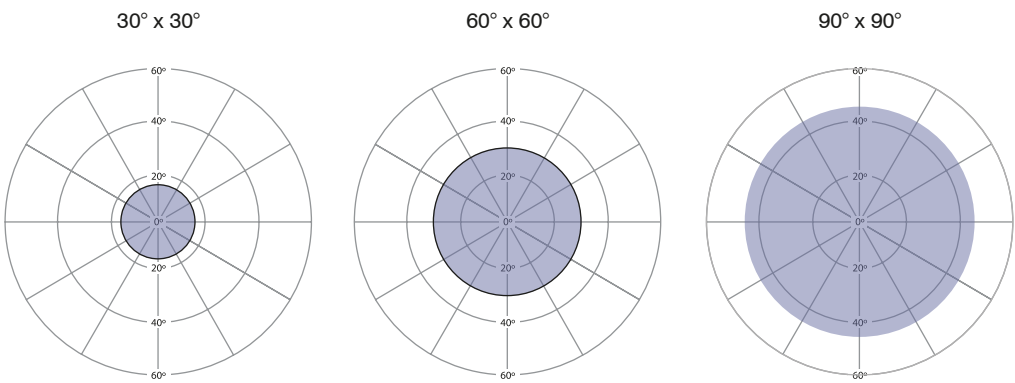


— 30K Lumens — 25K Lumens — 20K Lumens — 15K Lumens  
— 10K Lumens

## Product Dimensions



## Beam patterns - Circular



## Part Code Builder

### WARRIOR High Power Flood

Example - SPI-HPFL15K-W-9090

Family	Model	Light Type	Optics	Power	Entry
SPI	HPFL20K	W- White Light	3030	Not Stated - 150-264ac	Not Stated - M20
	HPFL25K		6060	110 - 110V-277Vac	M25
	HPFL30K		9090		