

SPARTAN LED

Zone 2/22 SPZ Recess Luminaire - Modular



Modular Design

Featuring a unique modular design, product is available in a variety of standard and bespoke options to suit any application or installation method.



Easy to Install and Maintain

Designed to be light weight with access from below and above the ceiling for ease of installation and maintenance.



Controllable

DALI 2.0 Dimmable as standard on non emergency variants for precise and flexible control of lighting assets.



Intelligent Emergency

Self-testing emergency battery providing up to 3 hours emergency back-up.

5 YEAR WARRANTY

All Raytec luminaires are provided with an industry leading 5 year warranty and have an expected useful life in excess of 10 years. See Warranty Statement for details.



Technical Specifications

Certification	600X600	600X600 EMX	300X1200	300X1200 EMX	600X1200	600X1200 EMX
ATEX Rating	ATEX, UKEX & IEC Ex rated for Gas & Dust					
Hazardous Area Rating	Zone 2 (Gas), Zone 22 (Dust)					
Certificates	CML 23ATEX5450X CML 23UKEX5451X IECEX CML 23.0150X					
Gas	II 3 G D Ex ec mc IIC T4 Gc Ta = -40°C to +60°C (Ta = -40°C to +50°C) when covered with insulation Ta = -20°C to +50°C (Ta = -20°C to +40°C when covered with insulation) - emergency variants					
Dust	Ex tc IIIC T95°C Dc Ta = -40°C to +60°C (Ta = -40°C to +50°C) when covered with insulation Ta = -20°C to +50°C (Ta = -20°C to +40°C when covered with insulation) - emergency variants					

Electrical	600X600	600X600 EMX	300X1200	300X1200 EMX	600X1200	600X1200 EMX
Input	110-277VAC 50/60Hz					
Power	23W	32W	23W	32W	46W	56W
High Output Power	46W	N/A	46W	N/A	92W	N/A
Termination	Incoming terminal block suitable for looping 4 core 4mm² (6mm² available - POA)					
Power Factor	>0.95					
Cable Entries	2xM20 cable entries, loop in/loop out as standard (other entries available upon request). (Dispatched complete with one ATEX/IEC Ex/UKEX approved blanking plug)					
DALI	All non-emergency 110-277V variants are DALI 2.0 enabled as standard. Terminals provided for loop in/loop out 2 core control cable					

Optical	600X600	600X600 EMX	300X1200	300X1200 EMX	600X1200	600X1200 EMX
Beam Pattern	120° x 120° as standard See later pages for options					
Lumen Output on Mains (up to)	3700lm (High Output - 7400lm)	3700lm	3700lm (High Output - 7400lm)	3700lm	7400lm (High Output 14800lm)	7400lm
LED Type	Platinum Elite SMT LEDs					
Number of LEDS	160		160		320	
CRI	80+					
Colour Temp	6500K Other options available, please contact Raytec for more information					

Technical Specifications

Mechanical & Control	600X600	600X600 EMX	300X1200	300X1200 EMX	600X1200	600X1200 EMX
Burning Position	Universal - Ceiling, wall or floor mount					
IK Rating	IK10					
Weight	7kg	7.8kg	7kg	7.8kg	14kg	15.6kg
Housing and Geartray	Epoxy Powder Coated Aluminium (Stainless steel options available - POA)					
Unit Colour	Fine Texture White RAL 9016 (other colours available - POA)					
Installation Instructions	Please see document 1285-D-00002 at www.raytecled.com					
Battery Care	Please see document 0010-D-00001 at www.raytecled.com					
Dimensions	Please see dimension sketches					
Mounting	Lay-in (T Ceiling) as standard Pull-up and Surface Mount Accessory Kits available See Recess Accessories guide for more information					

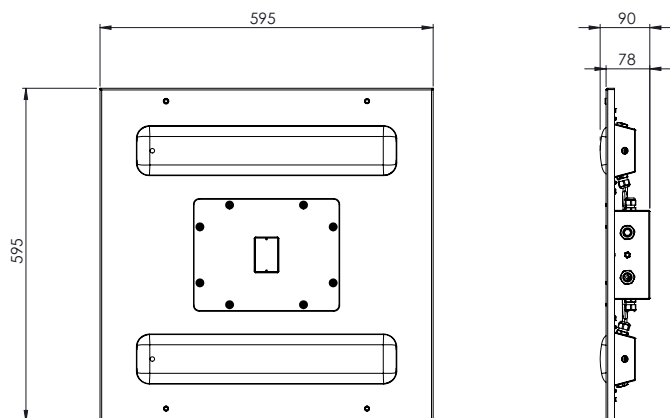
Environmental	600X600	600X600 EMX	300X1200	300X1200 EMX	600X1200	600X1200 EMX
Temperature Range	-40° to +60°C (+50°C with insulation) -40°F to +140°F (122°F with insulation)	-20° to +50°C (+40°C with insulation) -4°F to +122°F (+104°F with insulation)	-40° to +60°C (+50°C with insulation) -40°F to +140°F (122°F with insulation)	-20° to +50°C (+40°C with insulation) -4°F to +122°F (+104°F with insulation)	-40° to +60°C (+50°C with insulation) -40°F to +140°F (122°F with insulation)	-20° to +50°C (+40°C with insulation) -4°F to +122°F (+104°F with insulation)
Insulation - optional	Rockwool or equivalent - maximum thickness 100mm at at density of 110Kg/m3 See Temperature Range and Certification Section					
IP Rating	IP65					

Intelligent Emergency	600X600 EMX	300X1200 EMX	600X1200 EMX
Function	Self-testing intelligent emergency		
System Health Indicator	Tri-colour LED indicator		
Emergency Duration	Up to 3hrs @ 25% power Other options available	Up to 3hrs @ 25% power Other options available	Up to 3hrs @ 13% power Other options available
Emergency Battery	Ni/Cd		
Emergency Charge Time	20 hours		

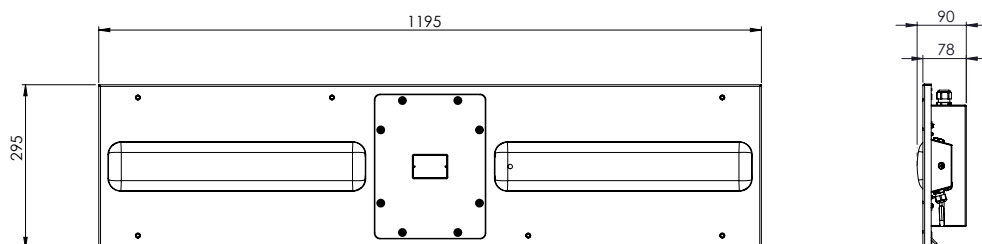
Product Dimensions

Product dimensions can be modified to suit particular ceiling types or to assist in retrofitting existing installations - please contact Raytec for further information and assistance

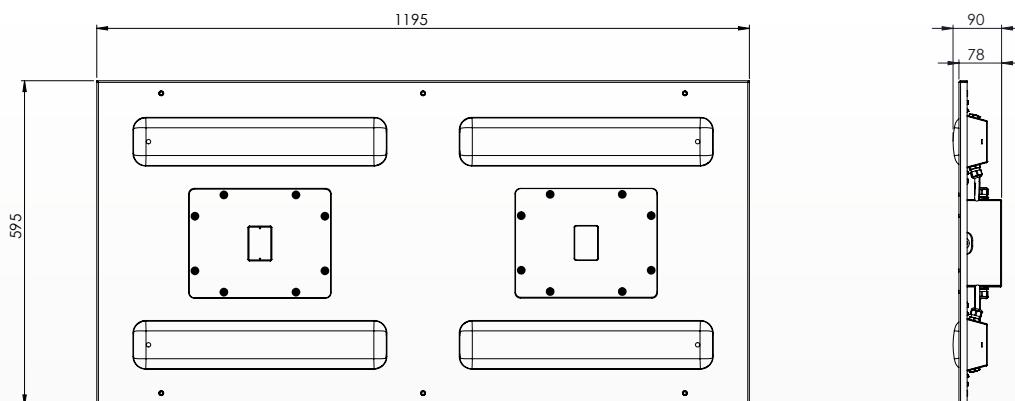
600x600 VARIANT



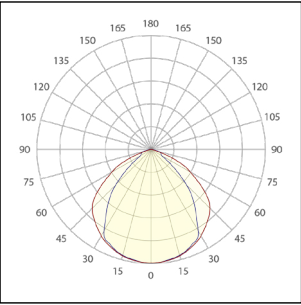
300x1200 VARIANT



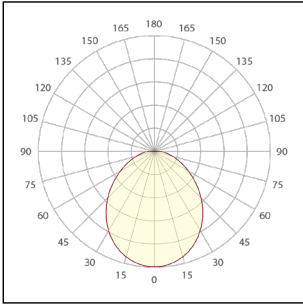
600x1200 VARIANT



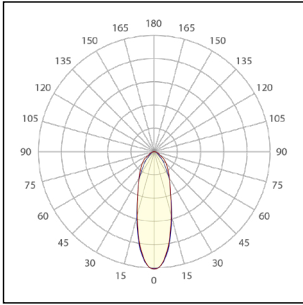
Beam Patterns



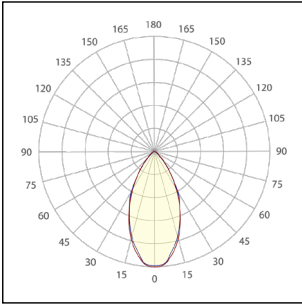
STD



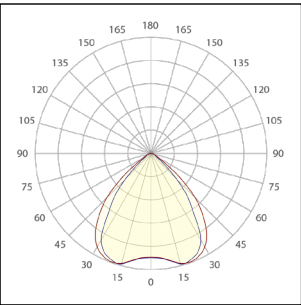
Diffused



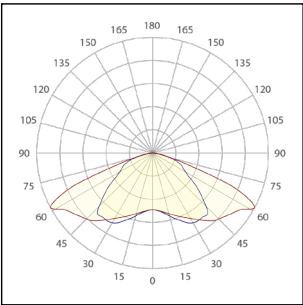
30x30



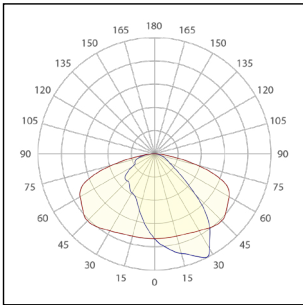
60x60



90x90



WB



PP3

Part Code Builder

SPARTAN Recess Zone 2

Standard: Example - SPZ-RCM66-EMX25-4K-D

Family	Model	Emergency	CCT	Voltage	Optics	Entry
SPZ	RCM612 - 600x1200	Not Stated - Non EM	Not Stated - 6500K	Not Stated - 110 - 277V	Not Stated - 120x120	Not Stated - M20
	RCM66 - 600x600	EMX25 - (25% for 3 hours - 600x600 or 300x1200 only)	4K - 4000K	LV - 18-48V DC/18-69V DC	6060 - 60x60	M25
	RCM312 - 300x1200	EMX13 - (13% for 3 hours - 600x1200 only)			9090 - 90x90	
					3030 - 30x30	
					WB - Wide Beam	
					PP3 - Perimeter and Pathway	
					D - Diffused (only available with 120x120 optics)	

Standard: Example - SPZ-RCM66-HO-4K-D

Family	Model	Output	CCT	Voltage	Optics	Entry
SPZ	RCM612 - 600x1200	HO - High Output	Not Stated - 6500K	Not Stated - 110 - 277V	Not Stated - 120x120	Not Stated - M20
	RCM66 - 600x600		4K - 4000K		6060 - 60x60	M25
	RCM312 - 300x1200				9090 - 90x90	
					3030 - 30x30	
					WB - Wide Beam	
					PP3 - Perimeter and Pathway	
					D - Diffused (only available with 120x120 optics)	

Accessories

SPX-BKT-RC-SW4	Swing out arm pull up kit (set of 4)
SPX-BKT-RC-ST4	Drop down stud mounting kit (set of 4)

SPARTAN Recess is designed to fit a range of ceiling types. For full details and datasheets on the variants available please contact Raytec for more information

Disclaimer

The information provided in this document was accurate at the time of its creation. However, due to the evolving nature of our products and continuous improvements, there may be changes or updates that occur after its publication. For the most current and detailed information about our products, please contact our sales team at sales@raytecled.com.