

SPARTAN LED

Zone 2/22 SPZ Recess Luminaire - Plank


rayTEC


Modular Design

Featuring a unique modular design, product is available in a variety of standard and bespoke options to suit any application or installation method.



Easy to Install and Maintain

Designed to be light weight with access from below and above the ceiling for ease of installation and maintenance.



Controllable

DALI 2.0 Dimmable as standard on non emergency variants for precise and flexible control of lighting assets.



Intelligent Emergency

Self-testing emergency battery providing up to 3 hours emergency back-up.

5 YEAR WARRANTY

All Raytec luminaires are provided with an industry leading 5 year warranty and have an expected useful life in excess of 10 years. See Warranty Statement for details.



Technical Specifications

Certification	275X800	275X800 EMX	275X1400	275X1400 EMX
ATEX Rating	ATEX, UKEX & IEC Ex rated for Gas & Dust			
Hazardous Area Rating	Zone 2 (Gas), Zone 22 (Dust)			
Certificates	CML 23ATEX5450X CML 23UKEX5451X IECEX CML 23.0150X			
Gas	II 3 G D Ex ec mc IIC T4 Gc Ta = -40°C to +60°C (Ta = -40°C to +50°C) when covered with insulation Ta = -20°C to +50°C (Ta = -20°C to +40°C when covered with insulation) - emergency variants			
Dust	Ex tc IIIC T95°C Dc Ta = -40°C to +60°C (Ta = -40°C to +50°C) when covered with insulation Ta = -20°C to +50°C (Ta = -20°C to +40°C when covered with insulation) - emergency variants			

Electrical	275X800	275X800 EMX	275X1400	275X1400 EMX
Input	110-277VAC 50/60Hz			
Power	23W	32W	23W	32W
High Output Power	N/A	N/A	46W	N/A
Termination	Incoming terminal block suitable for looping 4 core 4mm ² (6mm ² available - POA)			
Power Factor	>0.95			
Cable Entries	2xM20 cable entries, loop in/loop out as standard (other entries available upon request). (Dispatched complete with one ATEX/IEC Ex/UKEX approved blanking plug)			
DALI	All non-emergency 110-277V variants are DALI 2.0 enabled as standard. Terminals provided for loop in/loop out 2 core central cable			

Optical	275X800	275X800 EMX	275X1400	275X1400 EMX
Beam Pattern	120° x 120° as standard See later pages for options			
Lumen Output on Mains (upto)	3700lm	3700lm	3700lm (High Output - 7400lm)	3700lm
LED Type	Platinum Elite SMT LEDs			
Number of LEDS	80		160	
CRI	80+			
Colour Temp	6500K Other options available, please contact Raytec for more information			

Technical Specifications

Mechanical & Control	275X800	275X800 EMX	275X1400	275X1400 EMX
Burning Position	Universal - Ceiling, wall or floor mount			
IK Rating	IK10			
Weight	5kg	5.8kg	7kg	7.8kg
Housing and Geartray	Epoxy Powder Coated Aluminium (Stainless steel options available - POA)			
Unit Colour	Fine Texture White RAL 9016 (other colours available - POA)			
Installation Instructions	Please see document 1285-D-00002 at www.raytecled.com			
Battery Care	Please see document 0010-D-00001 at www.raytecled.com			
Dimensions	Please see dimension sketches			
Mounting	Pull-up and Surface Mount Accessory Kits available 300mm Marine type plank ceiling systems as standard See Recess Accessories guide for more information			

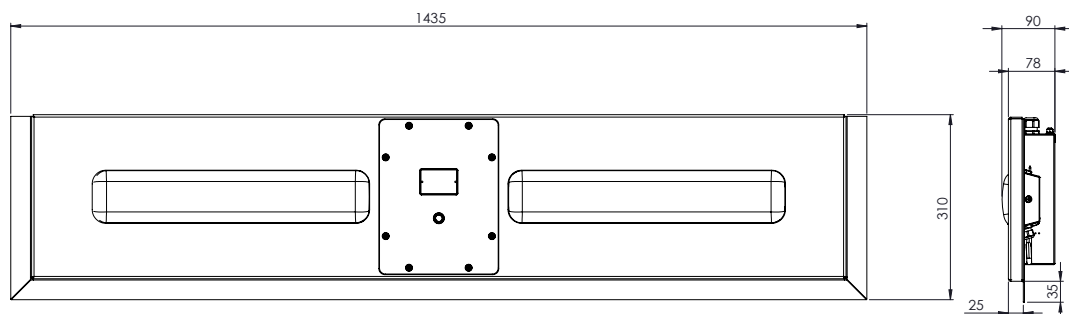
Environmental	275X800	275X800 EMX	275X1400	275X1400 EMX
Temperature Range	-40° to +60°C (+50°C with insulation) -40°F to +140°F (122°F with insulation)	-20° to +50°C (+40°C with insulation) -4°F to +122°F (+104°F with insulation)	-40° to +60°C (+50°C with insulation) -40°F to +140°F (122°F with insulation)	-20° to +50°C (+40°C with insulation) -4°F to +122°F (+104°F with insulation)
Insulation - optional	Rockwool or equivalent - maximum thickness 100mm at at density of 110Kg/m3 See Temperature Range and Certification Section			
IP Rating	IP65			

Intelligent Emergency	275X800 EMX	275X1400 EMX
Function	Self-testing intelligent emergency	
System Health Indicator	Tri-colour LED indicator	
Emergency Duration	Up to 3hrs @ 25% power Other options available	
Emergency Battery	Ni/Cd	
Emergency Charge Time	20 hours	

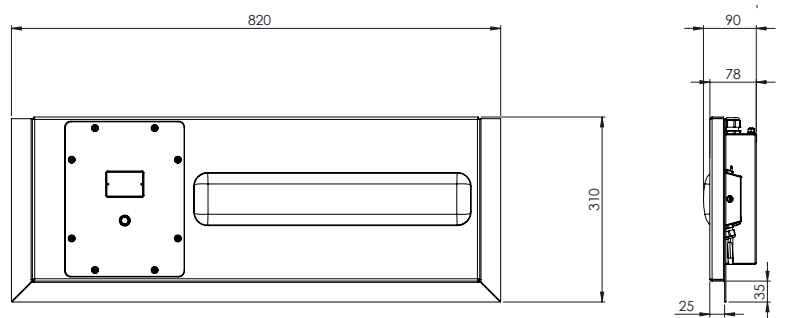
Product Dimensions

Product dimensions can be modified to suit particular ceiling types or to assist in retrofitting existing installations - please contact Raytec for further information and assistance

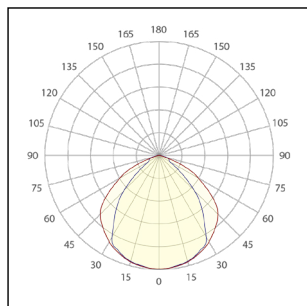
275x1400



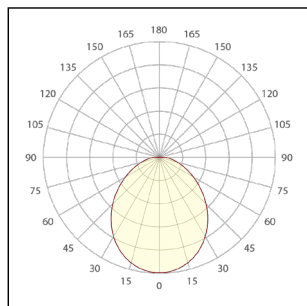
275x800



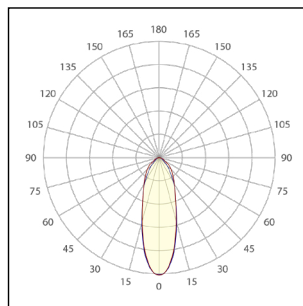
Beam Patterns



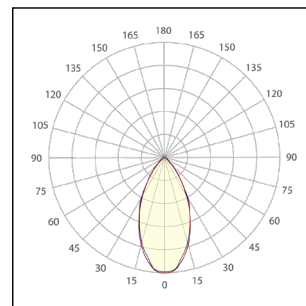
STD



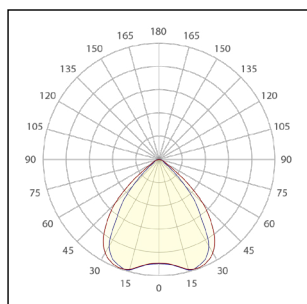
Diffused



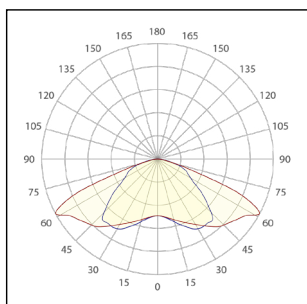
30x30



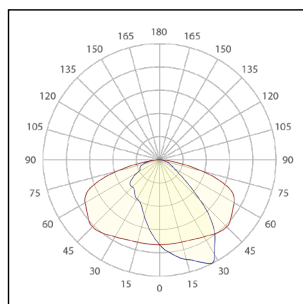
60x60



90x90



WB



PP3

Part Code Builder

SPARTAN Recess Zone 2

Standard: Example - SPZ-RCP314-EMX25-4K-D

Family	Model	Emergency	CCT	Voltage	Optics	Entry
SPZ	RCP314 - 275x1400	Not Stated - Non EM	Not Stated - 6500K	Not Stated - 110 - 277V	Not Stated - 120x120	Not Stated - M20
	RCP308 - 275x800	EMX25 - (25% for 3 hours)	4K - 4000K	LV - 18-48V DC/18-69V DC	6060 - 60x60	M25
					9090 - 90x90	
					3030 - 30x30	
					WB - Wide Beam	
					PP3 - Perimeter and Pathway	
					D - Diffused (only available with 120x120 optics)	

Standard: Example - SPZ-RCP314-HO-4K-D

Family	Model	Output	CCT	Voltage	Optics	Entry
SPZ	RCP314 - 275x1400	HO - High Output	Not Stated - 6500K	Not Stated - 110 - 277V	Not Stated - 120x120	Not Stated - M20
			4K - 4000K		6060 - 60x60	M25
					9090 - 90x90	
					3030 - 30x30	
					WB - Wide Beam	
					PP3 - Perimeter and Pathway	
					D - Diffused (only available with 120x120 optics)	

Accessories

SPX-BKT-RC-SW4	Swing out arm pull up kit (set of 4)
SPX-BKT-RC-ST4	Drop down stud mounting kit (set of 4)

SPARTAN Recess is designed to fit a range of ceiling types. For full details and datasheets on the variants available please contact Raytec for more information

Disclaimer

The information provided in this document was accurate at the time of its creation. However, due to the evolving nature of our products and continuous improvements, there may be changes or updates that occur after its publication. For the most current and detailed information about our products, please contact our sales team at sales@raytecled.com.