


**INCREASE  
YOUR  
POWER**

**HIGH VOLTAGE  
CONNECTOR**

**P66**



 **MARECHAL**  
ELECTRIC  
BEYOND CONNECTIONS



## THE SAFEST WAY TO ELECTRIFY YOUR INDUSTRY

For over 70 years, **MARECHAL ELECTRIC** has been driving the electrification of industry, with the safest connectors in the world. Today with P66, we go even further.

High-voltage, harsh conditions, mobility features and international safety expectations, P66 stands for robustness, cutting edge technology, sustainability and extreme reliability.

**MARECHAL ELECTRIC IS NOW AT THE FOREFRONT  
OF POWERING TOMORROW'S ENERGY.**



## HIGH PERFORMANCE MEETS SUSTAINABILITY

Sustainability is the greatest challenge facing the world. Using P66 to electrify your industry means committing to decarbonization for a cleaner and safer future, while remaining competitive and efficient.

To drive the electricity transition, accelerate grid modernisation and expansion, and integrate renewables, our innovation goes beyond connections.

→ **HIGH CAPABILITY**  
660 A – 1.1 kV

→ **USER-FRIENDLINESS**  
Draw bar mechanism


→ **SAFE**  
Pre-wired Reed Sensor Switch

→ **EASE OF INSTALLATION**  
Multiple mounting and wiring configurations

→ **ROBUST**  
IP66/IP67 and IK10

→ **COMPACT**  
Designed to fit in minimal space

→ **LOTO** compliant





# PARTNER WITH MARECHAL® AND INVEST IN YOUR SAFETY

More than a connector, investing in P66 will power your industry’s transition to lower carbon emissions, without compromising your efficiency needs.

**ALL-PURPOSE**  
Straight or angled, P66 handles are able to suit different cable diameters, allowing all kinds of configurations. Light, high-tech and easy to wire, P66 ensures safety while providing optimum mobility.

**ROBUST**  
The industry comes with extreme needs that P66 connector is built to address. Vibration and corrosion-resistant, waterproof, P66 is made to live up to the industry’s highest requirements.

**SAFE AND RELIABLE**  
With great power comes great responsibility. P66 connector robustness ensures longevity, easy and low maintenance thanks to the availability of original spare parts.

## MAIN TECHNICAL SPECIFICATIONS

GENERAL INFORMATION	
I <sub>max</sub>	660 A
U <sub>max</sub>	1,100 V AC/1,500 V DC
Frequency	≤ 500 Hz
Number of contacts	4P+E
Connection main contacts: flexible & rigid/stranded	Cage terminal: 150-400 mm²

AUXILIARIES/PILOTS CONTACTS	
Number of pre-wired auxiliaries	8
Number of pre-wired pilots contacts	1

NUMBER OF OPERATIONS	
Mechanical	2,000

THERMAL FEATURES	
Temperature of use mini/maxi	-40 °C/+60 °C
Storage temperature mini/maxi	-40 °C/+80 °C


MECHANICAL FEATURES	
IP: connected device	IP66/IP67
IK	IK10
Casing	Copper-free aluminum alloy
Vibrations resistance	✓
Resistance to chemical agents	✓
Screws and bolts	Stainless steel



## INSTALLATIONS AND WIRING CONFIGURATIONS FLEXIBILITY



ANGLED INLET  
ON SOCKET-OUTLET



COUPLER